

**AMMCO**  **COATS**  
Hennessy Industries

*accessory  
solutions*



2011



Pick A Lathe	1
Lathe Kit Contents	2
02 Bench Lathe Adapter Kits (required for "B" Lathes)	3
03 Benches, Chip Funnels, & Buckets	3
04 Environmental Lathe Enclosures	3
05 1" Arbors, Adapters, and Related Items	3
05 Adapter Quick Reference Chart	4
06 11/16" Arbors, Adapters, & Related Items	8
07 1&7/8" Arbors, Adapters, & Related Items	9
08 Adapters - For Flywheels	10
09 HD 2 1/2" Arbors & Adapters for Model 6000/6002	10
Brake Lathe Service Solutions	11
10 Silencers - Drum, Rotor, & Flywheel	12
11 Tool Bits & Carbide Inserts	12
Tool Bit Application Chart	13
12 Boring Bars and Related Items	15
13 Grinding, Dressing, Facing, & Finishing Items	16
14 Twin Cutters & Related Items	16
15 Wrenches For Brake Lathes	17
16 Miscellaneous Brake Lathe Accessories	17
800 OTV Adapter Application Guide	18
18 Adapters For OTV Brake Lathes	19
19 Micrometers and Other Measuring Devices	19
20 Bleeders / Bleeder Adapters	20
ELE and Brake Bleeders Expanded	21
21 Brake Washer Options	22
22 Brake Washer Supplies	22
24 Miscellaneous Brake Service Tools	22
25 Model #500 Engine Cylinder Hone & Related Items	22
26 Model #3800 Engine Cylinder Hones & Related	23
27 Model #3950 Small Engine Cylinder Hones & Related	23
28 Model #8275 Small Engine Cylinder Hones & Related	24
29 Model #8550 "Midget" Engine Cylinder Hones & Related	24
31 Compressors & Expanders	25

# COATS®

Balancing Solutions Cone Guide	26
02 1250 Balancer Adapter Kits (require Balancer Purchase)	28
02.1 Balancer Wheel Lift, Car/Light Truck	28
03 1.125" / 28MM I.D. - Adap., Cones & Face Plates	28
04 40mm I.D. - Adapters, Cones & Face Plates	30
05 1.125"/28MM I.D. Pin, Fix. Fing., & Stud Plates	31
Lug Centered Balancing Solutions Guide	32
06 40mm I.D. - Pin, Fixed Finger, & Stud Plates	36
07 1.125"/28MM I.D. Shafts, Hubnuts, & Pres. Drums	38
08 40mm I.d. - Shafts, Hubnuts, Rings & Pres. Drum	39
09 Calipers & Related Items	40
10 Miscellaneous Wheel Balancer Options	40
11 Miscellaneous Wheel Balancer Accessories	40
13 Heavy Duty Wheel Dolly / Lifts	40
14 Adapters & Cones For Heavy Duty Balancers	41
15 Shafts, Hubnuts & Pressure Drum for H.D. Balancers	42
16 Miscellaneous H.D. Wheel Balancer Accessories	42
18 Motorcycle Balancer Adapters & Related Items	42
19 M61 Static "Bubble" Balancer	42
21 Wheel Weight Tools For Balancers	42
Tire Changer Upgrade Options	43
23 Upgrade Options for Rim Clamp Tire Changers	44
24 Adapters & Cones For Tire Changers	44
Tire Changer Clamp Matrix	46
25 Wheel Protecting Items: M/C, Car, Truck & HD	47
Tire Changer Accessory Matrix	48
26 Looseners & Spreaders	50
27 Tire Lube Supplies	51
28 Misc.Tire Changer Acc.: M/C, Car, Truck & HD	51
29 Safety Information Kits	52
30 Tools For Tire Changers: Car, Truck & HD	52
32 Inflation Equipment	54
CHD Series Truck Tire Changer Accessories	54

# AMMCO Brake Service Solutions

## Pick a Lathe

**4000SP**



Low to Medium volume drum and rotor applications, cars through light trucks.

**4000B**



High volume drum and rotor applications, cars through light trucks.

**4000E**



Electronic Controlled High volume rotor & drum lathe for cars through medium trucks.

**4100B**



High volume drum and rotor applications, cars & light through medium duty truck.

## Then

### Pick Adapters

**1A** For most car applications



**2B** For most cars and light trucks through half ton applications



**3C** For most cars and light trucks through one ton applications



**6E** For most cars and light trucks through one ton applications; uses a double chuck to replace many cones



**Heavy Duty** Applications  
Add a 3481 arbor (1 7/8")



&

**Heavy Duty Cone Options**

**8994** Hubless 2.75"-6.03"

**8995** Hubless 5.97"-8.17"

**4775** Hubless 2.75"-8.17"



&/or

&/or

**7F** Extended car and light truck kit, includes all items in kit 6E plus the popular specialty adapters, 40928, 5000010 and 6936 cross feed extension

### Popular Specialty Adapters

**5000010** for 2004 and newer Ford F150 rotors with a pressed bearing



**40928** for late model GM and Chrysler 3/4 & 1 ton 4x4 truck rotors with a pressed bearing



**6936** Cross Feed extension, extends diameter reach up to 4 1/2"



**41270** Chuck for Hubless 5.28"-10.2"



**9234** for large hub mount applications



## Then

### Pick a Bench

**2500** Standard with back board and chip catchers



**1055** Tool Box Bench for greater tool and adapter storage.



**2510** Discount Bench with chip catcher; no upper storage



Environment Lathe Enclosures;

**2800** Standard ELE or

**2801** Cal OSHA ELE

On **2510B** bench



**1054** Side storage for additional tools and adapters. Fits 2500, 1055, 2510 & 2510B



**1053** Lighted Canopy for better visibility with storage; Fits 1055 & 2510 benches



**2515** Basic Storage Board for 1055 or 2510 benches



# Lathe Kit Contents





















P/N	Description	A Kit	B Kit	C Kit	D Kit	E Kit	F Kit
		900001	900002	900003	900004	900006	900007
<b>903106</b>	Cone				1		
<b>903107</b>	Cone				1		
<b>903108</b>	Cone				1		
<b>903109</b>	Cup				1		
<b>903110</b>	Spring				1		
<b>903123</b>	Cup				1		
<b>903125</b>	Spacer	1	1	1	1	1	1
<b>903178</b>	Cone				1		
<b>903902</b>	Cone				1		
<b>903903</b>	Cone				1		
<b>903904</b>	Cone				1		
<b>909232</b>	DBL Taper						
	909192	Adapter	1	1	1	1	1
	909193	Adapter	1	1	1	1	1
	909194	Adapter	1	1	1	1	1
	909921	Adapter	1	1	1	1	1
	909922	Adapter	1	1	1	1	1
<b>909233</b>	DBL Taper						
	909195	Adapter			1		1
	909196	Adapter			1		1
<b>909310</b>	Adaptek			1	1		
<b>909311</b>	Adaptek		1				
<b>909313</b>	Adaptek				1		
<b>924375</b>	Adapter					1	
<b>924376</b>	Adapter					2	
<b>924377</b>	Spacer		1	1	1	1	1
<b>941412</b>	DBL Chuck, w Tacoma						1
<b>906936</b>	Cross Feed Extension						1
<b>901180</b>	Clip-on Silencer						1
<b>909800</b>	Spring Silencer						1
<b>940928</b>	4x4, EZ Adapter Kit						1
<b>95000010</b>	Adapter Kit						1





AMMCO

EQUIP., OPT., ACC., TOOLS

 <p>Model # 1A      02 Bench Lathe Adapter Kits (req. for "B" Lathes) Part # 900001 Adapter Kit "A", Passenger Car, 1" i.d., includes 9232, 3125, 9492, 9311</p>	 <p>Model # 40545      03 Benches, Chip Funnels, &amp; Buckets Part # 940545 Lathe Bench Hardware Kit for Model 2510, contains 20 - long hooks, 4 - adjustable levelers, 2 - 1/4-20 flange nuts, 2 - 1/4-20 truss head screws</p>
 <p>Model # 2B      02 Bench Lathe Adapter Kits (req. for "B" Lathes) Part # 900002 Adapter Kit "B", Passenger Car &amp; Lt. Trk. Thru 1/2 Ton, 1" i.d., includes 9232, 3125, 9492, 9310</p>	 <p>Model # 40546      03 Benches, Chip Funnels, &amp; Buckets Part # 940546 Brake Lathe bench Hardware Kit, 15 Hooks, 14 Truss Head Machine Screws, 14 Nuts</p>
 <p>Model # 3C      02 Bench Lathe Adapter Kits (req. for "B" Lathes) Part # 900003 Adapter Kit "C", Passenger Car &amp; Lt. Trk. Thru 1 Ton, 1" i.d., includes 9232, 3125, 9492, 9310, 9313, 9233</p>	 <p>Model # 41053      03 Benches, Chip Funnels, &amp; Buckets Part # 941053 Toolboard &amp; Light Canopy, 36W - 2 tube - light fixture, Unit will fit all current Ammco single lathe benches i.e. #902510</p>
 <p>Model # 6E      02 Bench Lathe Adapter Kits (req. for "B" Lathes) Part # 900006 Adapter Kit "E", Passenger Car &amp; Lt. Trk. Thru 1 Ton, 1" i.d., includes 9232, 3125, 9492, 41412, 9233</p>	 <p>Model # 41054      03 Benches, Chip Funnels, &amp; Buckets Part # 941054 Side Cabinet, 4 Drawers, Top Mat, Same height &amp; depth as all current Ammco single lathe benches</p>
 <p>Model # 7F      02 Bench Lathe Adapter Kits (req. for "B" Lathes) Part # 900007 Adapter Kit "F", Extended Passenger Kit, SUV, and Lt. Trk. Thru 1 Ton, 1" i.d., includes 9232, 3125, 9492, 41412, 9233, 40928, 5000010, 6936</p>	 <p>Model # 41055      03 Benches, Chip Funnels, &amp; Buckets Part # 941055 Brake Lathe Toolbox, 4 drawers, Includes funnel &amp; bucket, Fits all current Ammco Bench Lathes, #902515 Toolboard &amp; Sign Kit or #941053</p>
 <p>Model # 2500      03 Benches, Chip Funnels, &amp; Buckets Part # 902500 Bench Kit - For All Ammco Lathes, Includes Sign &amp; Toolboard - Funnel &amp; Bucket</p>	 <p>Model # 7048      03 Benches, Chip Funnels, &amp; Buckets Part # 907048 Chip Funnel and Bucket</p>
 <p>Model # 2510      03 Benches, Chip Funnels, &amp; Buckets Part # 902510 Bench Kit - Backless - For All Ammco Lathes</p>	 <p>Model # 2800      04 Environmental Lathe Enclosures Part # 902800 Environmental Lathe Enclosure (ELE)</p>
 <p>Model # 2510B      03 Benches, Chip Funnels, &amp; Buckets Part # 902510B Bench Kit - Backless - Without Funnel &amp; Bucket For ELE</p>	 <p>Model # 2801      04 Environmental Lathe Enclosures Part # 902801 Deluxe Environmental Lathe Enclosure (ELE), Includes kit 940111, Lathe can not run unattended with the hood open.</p>
 <p>Model # 2515      03 Benches, Chip Funnels, &amp; Buckets Part # 902515 Sign &amp; Toolboard Kit - Upgrades 2510 to 2500</p>	 <p>Model # 40111      04 Environmental Lathe Enclosures Part # 940111 ELE upgrade kit, converts 2800 into 2801. Interlock switch, over ride pedal &amp; set up shield. Lathe can not run unattended with the hood open.</p>
 <p>Model # 40543      03 Benches, Chip Funnels, &amp; Buckets Part # 940543 Brake Lathe bench Hardware Kit, 35 Hooks, 16 Truss Head Machine Screws, 16 Nuts, 4 Levelers</p>	 <p>Model # 1101      05 1" Arbors, Adapters, and Related Items Part # 901101 Arbor - Capacity: 100lbs. - Use With #25811 Arbor Nut - For Model 1000</p>

<b>1" HUBLESS ADAPTERS - ADAPTEK (NEW STYLE STANDARD CIRCA 1997)</b>							
Part No.	Description	Dimensions		Kits Containing			
		Inches	Milimeters	9310	9311	9312	9313
929572	Hubless Rotor Hub Base	4.800"	121.90mm	1	1		
929573	Reversible Centering Cone	2.05-3.99"	52.1x101.3mm	1	1		
929574	Arbor Spacer	2.000"	50.10mm	2	2		
929575	Auto Flange Plate	5.030"	127.80mm	1	1		
929576	Large LT Truck Flange Plate (5.52" inside)	7.250"	184.20mm				1
929577	Large LT Truck Flange Plate (5.52" inside)	6.500"	165.10mm				1
929578	LT. Truck Flange Plate	6.625"	168.27mm	1		1	
929579	Automotive Centering Cone	1.84"-2.20"	46.8x55.8mm	1	1		
929580	Automotive Centering Cone	2.12"-2.48"	53.9x62.9mm	1	1		
929581	Automotive Centering Cone	2.38"-2.75"	60.5x69.8mm	1	1		
929582	Automotive Centering Cone	2.65"-3.03"	67.3x76.9mm	1	1		
929583	Automotive Centering Cone	2.93"-3.30"	74.5x83.8mm	1	1		
929584	LT. Truck Centering Cone	3.20"-3.58"	81.3x90.9mm	1		1	
929585	LT. Truck Centering Cone	3.48"-3.85"	88.4x97.7mm	1		1	
929586	Lrg. LT. Truck Centering Cone	3.75"-4.13"	95.3x104.9mm				1
929587	Lrg. LT. Truck Centering Cone	4.03"-4.40"	102.4x111.7mm				1
929588	Lrg. LT. Truck Centering Cone	4.30"-4.68"	109.3x118.7mm				1
929589	Lrg. LT. Truck Centering Cone	4.58"-4.95"	116.4x125.7mm				1
929590	Lrg. LT. Truck Centering Cone	4.85"-5.23"	123.2x132.8mm				1
929727	Lrg. LT. Truck Centering Cone	5.20"-5.50"	132.1x139.7mm				1
929591	Centering Cone Spring (Short)			1	1		1

**DO NOT MIX OLD AND NEW ADAPTER STYLES**





















<b>1" HUBLESS ADAPTERS - (OLD STYLE STANDARD PRE 1997)</b>							
903903	Automotive Centering Cone	1.19"-2.25"	30.2x57.1mm				
903902	Automotive Centering Cone	1.25"-1.75"	31.8x44.4mm				
903904	Automotive Centering Cone	1.70"-2.75"	43.3x69.8mm				
903108	Automotive Centering Cone	2.33"-2.96"	59.2x75.3mm				
903178	Automotive Centering Cone	2.65"-3.22"	67.4x81.8mm				
903107	Automotive Centering Cone	2.89"-3.50"	73.4x88.9mm				
903106	Automotive Centering Cone	3.42"-4.03"	86.9x102.3mm				
909489	Auto Flange Plate (Bell/Cup)	3.625"	92.10mm				
909490	Auto Flange Plate (Bell/Cup)	4.500"	114.30mm				
903109	Auto Flange Plate (Bell/Cup)	5.650"	143.52mm				
903123	Auto Flange Plate (Bell/Cup)	5.750"	146.05mm				
903125	Spacer, 1/2"	0.500"	0.127mm				
909492	Self Aligning Spacer						
903110	Centering Cone Spring (Long)						

<b>1" HUB ADAPTERS</b>							
				9232		9233	
909921	Double Taper Adapter	1.33"-1.67"	33.6x42.4mm	1			
909922	Double Taper Adapter	1.37"-1.71"	34.6x43.4mm	1			
909193	Double Taper Adapter	2.08"-2.44"	52.7x61.9mm	1			
909194	Double Taper Adapter	2.44"-2.89"	62.0x73.5mm	1			
909195	Double Taper Adapter	2.83"-3.18"	71.9x80.9mm			1	
909196	Double Taper Adapter	3.20"-3.56"	81.4x90.4mm			1	
95000010	Ford F150 Pressed Bearing Adapter						
940928	GM & Chrysler Pressed Bearing Adapter						



**AMMCO**

**EQUIP., OPT., ACC., TOOLS**

 <p>Model # 2160      <i>05 1" Arbors, Adapters, and Related Items</i> Part # 902160 <b>Adapter - Ford Probe - Use With #3904 Centering Cone</b></p>	 <p>Model # 29580      <i>05 1" Arbors, Adapters, and Related Items</i> Part # 929580 <b>Adaptek, Automotive Centering Cone, 2.12" - 2.48" (53.85x62.99mm), included in 909310 &amp; 909311</b></p>
 <p>Model # 25811      <i>05 1" Arbors, Adapters, and Related Items</i> Part # 925811 <b>Arbor Nut - Use With #1101 Arbor - For Model 1000</b></p>	 <p>Model # 29581      <i>05 1" Arbors, Adapters, and Related Items</i> Part # 929581 <b>Adaptek, Automotive Centering Cone, 2.38"-2.75" (60.45x69.85mm), included in 909310 &amp; 909311</b></p>
 <p>Model # 29572      <i>05 1" Arbors, Adapters, and Related Items</i> Part # 929572 <b>Adaptek, Hubless Rotor Hub Base, 4.80" (121.9mm), included in 909310, 909311, &amp; 909314</b></p>	 <p>Model # 29582      <i>05 1" Arbors, Adapters, and Related Items</i> Part # 929582 <b>Adaptek, Automotive Centering Cone, 2.65"-3.03" (67.31x76.96mm), included in 909310 &amp; 909311</b></p>
 <p>Model # 29573      <i>05 1" Arbors, Adapters, and Related Items</i> Part # 929573 <b>Adaptek, Reversible Centering Cone, 2.05" - 3.99" (52.07x101.34mm), included in 909310, 909311, &amp; 909314</b></p>	 <p>Model # 29583      <i>05 1" Arbors, Adapters, and Related Items</i> Part # 929583 <b>Adaptek, Automotive Centering Cone, 2.93" - 3.30" (74.42x83.82mm), included in 909310 &amp; 909311</b></p>
 <p>Model # 29574      <i>05 1" Arbors, Adapters, and Related Items</i> Part # 929574 <b>Adaptek, Arbor Spacer - 2.00" Long (50.8mm), included in 909310, 909311, &amp; 909314</b></p>	 <p>Model # 29584      <i>05 1" Arbors, Adapters, and Related Items</i> Part # 929584 <b>Adaptek, Lt. Truck Centering Cone, 3.20"-3.58" (81.28x90.93mm), included in 909310 &amp; 909312</b></p>
 <p>Model # 29575      <i>05 1" Arbors, Adapters, and Related Items</i> Part # 929575 <b>Adaptek, Auto Flange Plate, 5.03" (127.76mm), Included in 909310 &amp; 909311</b></p>	 <p>Model # 29585      <i>05 1" Arbors, Adapters, and Related Items</i> Part # 929585 <b>Adaptek, Lt. Truck Centering Cone, 3.48"-3.85" (88.39x97.79mm), included in 909310 &amp; 909312</b></p>
 <p>Model # 29576      <i>05 1" Arbors, Adapters, and Related Items</i> Part # 929576 <b>Adaptek, Large Lt. Truck Flange Plate, 7.250" (184.15mm), included in 909313</b></p>	 <p>Model # 29586      <i>05 1" Arbors, Adapters, and Related Items</i> Part # 929586 <b>Adaptek, Large Lt. Truck Centering Cone, 3.75"-4.13" (95.25x104.90mm), included in 909313</b></p>
 <p>Model # 29577      <i>05 1" Arbors, Adapters, and Related Items</i> Part # 929577 <b>Adaptek, Large Lt. Truck Flange Plate, 6.500" (165.10mm), included in 909313</b></p>	 <p>Model # 29587      <i>05 1" Arbors, Adapters, and Related Items</i> Part # 929587 <b>Adaptek, Large Lt. Truck Centering Cone, 4.03"-4.40" (102.36-111.76mm), included in 909313</b></p>
 <p>Model # 29578      <i>05 1" Arbors, Adapters, and Related Items</i> Part # 929578 <b>Adaptek, Lt. Truck Composite Flange Plate, 6.625" (168.27mm), included in 909310 &amp; 909312</b></p>	 <p>Model # 29588      <i>05 1" Arbors, Adapters, and Related Items</i> Part # 929588 <b>Adaptek, Large Lt. Truck Centering Cone, 4.30"-4.68" (109.22x118.72mm), included in 909313</b></p>
 <p>Model # 29579      <i>05 1" Arbors, Adapters, and Related Items</i> Part # 929579 <b>Adaptek, Automotive Centering Cone, 1.84"-2.20" (46.74x55.88mm), included in 909310 &amp; 909311</b></p>	 <p>Model # 29589      <i>05 1" Arbors, Adapters, and Related Items</i> Part # 929589 <b>Adaptek, Large Lt. Truck Centering Cone, 4.58"-4.95" (116.33x125.73mm), included in 909313</b></p>





**AMMCO**

**EQUIP., OPT., ACC., TOOLS**

	<p>Model # <b>29590</b>      <i>05 1" Arbors, Adapters, and Related Items</i>  Part # 929590  <b>Adaptek, Large Lt. Truck Centering Cone, 4.85"-5.23" (123.19x132.84mm), included in 909313</b></p>		<p>Model # <b>3110</b>      <i>05 1" Arbors, Adapters, and Related Items</i>  Part # 903110  <b>Spring - Centering Cone</b></p>
	<p>Model # <b>29591</b>      <i>05 1" Arbors, Adapters, and Related Items</i>  Part # 929591  <b>Adaptek, Spring, Centering Cone, included in 909310, 909311, &amp; 909313</b></p>		<p>Model # <b>3123</b>      <i>05 1" Arbors, Adapters, and Related Items</i>  Part # 903123  <b>Adapter - Hubless, 5.750" (146.05mm) OD</b></p>
	<p>Model # <b>29727</b>      <i>05 1" Arbors, Adapters, and Related Items</i>  Part # 929727  <b>Adaptek, Large Lt. Truck Centering Cone, 5.125"-5.500" (130.18x139.70mm), included in 909313</b></p>		<p>Model # <b>3125</b>      <i>05 1" Arbors, Adapters, and Related Items</i>  Part # 903125  <b>Spacer - 1/2" (12.70mm) Long</b></p>
	<p>Model # <b>29753</b>      <i>05 1" Arbors, Adapters, and Related Items</i>  Part # 629753  <b>Adapter Set - Standard w/ Model 3850</b></p>		<p>Model # <b>3178</b>      <i>05 1" Arbors, Adapters, and Related Items</i>  Part # 903178  <b>Cone, Centering - 2.650" x 3.224" (67.31 x 81.89mm)</b></p>
	<p>Model # <b>3101</b>      <i>05 1" Arbors, Adapters, and Related Items</i>  Part # 903101  <b>Arbor - Cap. 100lbs. - Use With #3102 Arbor Nut - For Models 2002,3000,4000,4100,7000,7500,7700</b></p>		<p>Model # <b>3900</b>      <i>05 1" Arbors, Adapters, and Related Items</i>  Part # 903900  <b>Cone Set, Centering</b></p>
	<p>Model # <b>3102</b>      <i>05 1" Arbors, Adapters, and Related Items</i>  Part # 903102  <b>Arbor Nut - Use With #3101 and 4101 Arbor - Stndrd With Models 2002, 3000, 3850, 3860, 4000, 4100, 7000, 7500, 7700</b></p>		<p>Model # <b>3902</b>      <i>05 1" Arbors, Adapters, and Related Items</i>  Part # 903902  <b>Cone, Centering - 1.250" x 1.750" (31.75 x 44.45mm)</b></p>
	<p>Model # <b>3106</b>      <i>05 1" Arbors, Adapters, and Related Items</i>  Part # 903106  <b>Cone, Centering - 3.421" x 4.031" (86.89 x 102.39mm)</b></p>		<p>Model # <b>3903</b>      <i>05 1" Arbors, Adapters, and Related Items</i>  Part # 903903  <b>Cone, Centering - 1.187" x 2.250" (30.16 x 57.15mm)</b></p>
	<p>Model # <b>3107</b>      <i>05 1" Arbors, Adapters, and Related Items</i>  Part # 903107  <b>Cone, Centering - 2.890" x 3.500" (73.41 x 88.90mm)</b></p>		<p>Model # <b>3904</b>      <i>05 1" Arbors, Adapters, and Related Items</i>  Part # 903904  <b>Cone, Centering - 1.703" x 2.750" (43.26 x 69.85mm)</b></p>
	<p>Model # <b>3108</b>      <i>05 1" Arbors, Adapters, and Related Items</i>  Part # 903108  <b>Cone, Centering - 2.328" x 2.968" (59.13 x 75.39mm)</b></p>		<p>Model # <b>40928</b>      <i>05 1" Arbors, Adapters, and Related Items</i>  Part # 940928  <b>4x4 Pressed Hub Rotor Adapter, 1" I.D.</b></p>
	<p>Model # <b>3109</b>      <i>05 1" Arbors, Adapters, and Related Items</i>  Part # 903109  <b>Adapter - Hubless, 5.650" (143.52mm) OD</b></p>		<p>Model # <b>4101</b>      <i>05 1" Arbors, Adapters, and Related Items</i>  Part # 904101GP  <b>Arbor - Cap. 100lbs. - Use With #3102 Arbor Nut - For Model 3850 &amp; 3860</b></p>



AMMCO

EQUIP., OPT., ACC., TOOLS

	<p>Model # 41202      05 1" Arbors, Adapters, and Related Items  Part # 941202</p> <p><b>Toyota rotor backing plate, 1" I.D., 6.19" O.D. for use with Double Chuck on Toyota large centerhole rotors i.e. Tacoma</b></p>		<p>Model # 8889      05 1" Arbors, Adapters, and Related Items  Part # 908889</p> <p><b>Composite Rotor Clamping Plate Set - Light Truck - Use With #8800 Adapter Set, while quantities last</b></p>
	<p>Model # 41412      05 1" Arbors, Adapters, and Related Items  Part # 941412</p> <p><b>Double Chuck Adapter Set, 1" I.D., Range: 2.125-5.750" (53.98-146.05mm), Hubless Rotors &amp; Drums through 1 Ton Vehicles, Double Chuck, 4 Backing</b></p>		<p>Model # 9192      05 1" Arbors, Adapters, and Related Items  Part # 909192</p> <p><b>Adapter - Double Taper - 1.711" x 2.073" (43.46 x 52.65mm)</b></p>
	<p>Model # 4347      05 1" Arbors, Adapters, and Related Items  Part # 904347</p> <p><b>4347 Adapter Set</b></p>		<p>Model # 9193      05 1" Arbors, Adapters, and Related Items  Part # 909193</p> <p><b>Adapter - Double Taper - 2.074" x 2.440" (52.68 x 61.98mm)</b></p>
	<p>Model # 4790      05 1" Arbors, Adapters, and Related Items  Part # 904790</p> <p><b>Arbor Step Down, 1 7/8" to 1" Step-Down - Permits Use of 1 7/8 Adapters on 1" Arbors - Set of three</b></p>		<p>Model # 9194      05 1" Arbors, Adapters, and Related Items  Part # 909194</p> <p><b>Adapter - Double Taper - 2.441" x 2.897" (62.00 x 73.58mm)</b></p>
	<p>Model # 4791      05 1" Arbors, Adapters, and Related Items  Part # 904791</p> <p><b>Arbor Step Down, 1 7/8" to 1" Step-Down - Permits Use of 1 7/8 Adapters on 1" Arbors - Single</b></p>		<p>Model # 9195      05 1" Arbors, Adapters, and Related Items  Part # 909195</p> <p><b>Adapter - Double Taper - 2.828" x 3.185" (71.83 x 80.90mm)</b></p>
	<p>Model # 5000010      05 1" Arbors, Adapters, and Related Items  Part # 95000010</p> <p><b>Ford F-150 4X2 Adapter Kit</b></p>		<p>Model # 9196      05 1" Arbors, Adapters, and Related Items  Part # 909196</p> <p><b>Adapter - Double Taper - 3.203" x 3.560" (81.36 x 90.42mm)</b></p>
	<p>Model # 5000132      05 1" Arbors, Adapters, and Related Items  Part # 95000132</p> <p><b>Arbor - 1" - 200lb capacity. For use with Model 4000E.</b></p>		<p>Model # 9232      05 1" Arbors, Adapters, and Related Items  Part # 909232</p> <p><b>Adapter Set - Double Taper - Includes 9192, 9193, 9194, 9921, 9922</b></p>
	<p>Model # 5795      05 1" Arbors, Adapters, and Related Items  Part # 905795</p> <p><b>Adapter Set - Splined Hub - Set of 2</b></p>		<p>Model # 9233      05 1" Arbors, Adapters, and Related Items  Part # 909233</p> <p><b>Adapter Set - Double Taper - Truck - Fits Bearing Race Diameters From 2.828" To 3.560"</b></p>
	<p>Model # 8800      05 1" Arbors, Adapters, and Related Items  Part # 908800</p> <p><b>Adapter - Hubless Rotor - use with Opt. 8888/8889 Clamping Plates, while quantities last</b></p>		<p>Model # 9263      05 1" Arbors, Adapters, and Related Items  Part # 909263</p> <p><b>Adapter - Hubless, Three Pad - 4.500" (114.30mm) OD</b></p>
	<p>Model # 8888      05 1" Arbors, Adapters, and Related Items  Part # 908888</p> <p><b>Composite Rotor Clamping Plate Set - Use With #8800 Adapter Set - Chrysler, Ford, G.M., while quantities last</b></p>		<p>Model # 9265      05 1" Arbors, Adapters, and Related Items  Part # 909265</p> <p><b>Adapter - Hubless, Five Pad, 5.625" (142.88mm) OD</b></p>



**AMMCO**

**EQUIP., OPT., ACC., TOOLS**

	<p>Model # <b>9310</b>      <i>05 1" Arbors, Adapters, and Related Items</i>  Part # <b>909310</b>  <b>ADAPTEK Adapter Set - Hubless - Auto and Lt. Truck (contains 909311 &amp; 909312), Range: 1.84 - 3.85" (46.74 - 97.79mm)</b></p>		<p>Model # <b>2170</b>      <i>06 11/16" Arbors, Adapters, &amp; Related Items</i>  Part # <b>902170</b>  <b>Adapter - Encore/Alliance R. Drum - Use With #3127 Step-Down Adapter &amp; #3904 Cntrg Cone</b></p>
	<p>Model # <b>9311</b>      <i>05 1" Arbors, Adapters, and Related Items</i>  Part # <b>909311</b>  <b>ADAPTEK Adapter Set - Hubless - Auto (included in 909310), Range: 1.84 - 3.30" (46.74 - 83.82mm)</b></p>		<p>Model # <b>22138</b>      <i>06 11/16" Arbors, Adapters, &amp; Related Items</i>  Part # <b>922138</b>  <b>Washer Set - Spherical, 11/16" I.D.</b></p>
	<p>Model # <b>9312</b>      <i>05 1" Arbors, Adapters, and Related Items</i>  Part # <b>909312</b>  <b>ADAPTEK Adapter Set - Hubless - Lt. Truck (included in 909310), Range: 3.20 - 3.85" (81.28 - 97.79mm)</b></p>		<p>Model # <b>25882</b>      <i>06 11/16" Arbors, Adapters, &amp; Related Items</i>  Part # <b>925882</b>  <b>Arbor Nut - LH Thread - For Models 2002, 3000, 3850, 4000, 4100, 7000, 7700</b></p>
	<p>Model # <b>9313</b>      <i>05 1" Arbors, Adapters, and Related Items</i>  Part # <b>909313</b>  <b>ADAPTEK Adapter Set - Hubless - Truck, Range: 3.75 - 5.50" (95.25 - 139.70mm)</b></p>		<p>Model # <b>28573</b>      <i>06 11/16" Arbors, Adapters, &amp; Related Items</i>  Part # <b>928573</b>  <b>Arbor, 11/16" for Model 3850 Lathe</b></p>
	<p>Model # <b>9437</b>      <i>05 1" Arbors, Adapters, and Related Items</i>  Part # <b>909437</b>  <b>Arbor - For Model 6000</b></p>		<p>Model # <b>3118</b>      <i>06 11/16" Arbors, Adapters, &amp; Related Items</i>  Part # <b>903118</b>  <b>Cone - Centering, .750" x 1.375" (19.05 x 34.93mm)</b></p>
	<p>Model # <b>9489</b>      <i>05 1" Arbors, Adapters, and Related Items</i>  Part # <b>909489</b>  <b>Adapter - Hubless, 3.625" (92.08mm) OD - For Models 1000,2002,3000,4000,4100,7000,7700</b></p>		<p>Model # <b>3120</b>      <i>06 11/16" Arbors, Adapters, &amp; Related Items</i>  Part # <b>903120</b>  <b>Spacer - 1" (25.4mm) Long</b></p>
	<p>Model # <b>9490</b>      <i>05 1" Arbors, Adapters, and Related Items</i>  Part # <b>909490</b>  <b>Adapter - Hubless, 4.500" (114.30mm) OD - For Models 1000,2002,3000,4000,4100,7000,7700</b></p>		<p>Model # <b>3121</b>      <i>06 11/16" Arbors, Adapters, &amp; Related Items</i>  Part # <b>903121</b>  <b>Spacer - 1/2" (12.7mm) Long</b></p>
	<p>Model # <b>9492</b>      <i>05 1" Arbors, Adapters, and Related Items</i>  Part # <b>909492</b>  <b>Spacer - Self-Aligning, For All Ammco Lathes</b></p>		<p>Model # <b>3122</b>      <i>06 11/16" Arbors, Adapters, &amp; Related Items</i>  Part # <b>903122</b>  <b>Arbor - For Models 2002,3000,4000,4100,7000,7700</b></p>
	<p>Model # <b>9921</b>      <i>05 1" Arbors, Adapters, and Related Items</i>  Part # <b>909921</b>  <b>Adapter - Double Taper - 1.322" x 1.670" (33.58 x 42.42mm)</b></p>		<p>Model # <b>3127</b>      <i>06 11/16" Arbors, Adapters, &amp; Related Items</i>  Part # <b>903127</b>  <b>Adapter - 1" x 11/16" Step-Down - For Using 1" Adapters on 11/16" Arbors</b></p>
	<p>Model # <b>9922</b>      <i>05 1" Arbors, Adapters, and Related Items</i>  Part # <b>909922</b>  <b>Adapter - Double Taper - 1.362" x 1.710" (34.59 x 43.43mm)</b></p>		<p>Model # <b>5746</b>      <i>06 11/16" Arbors, Adapters, &amp; Related Items</i>  Part # <b>905746</b>  <b>Arbor - For Model 6000</b></p>





AMMCO

EQUIP., OPT., ACC., TOOLS

	<p>Model # 9495 Part # 909495 Arbor Set - For Model 6000</p> <p>06 11/16" Arbors, Adapters, &amp; Related Items</p>		<p>Model # 3491 Part # 903491 Arbor Set - Truck Rotors and Drums Up To 200lbs - For Model 3850/3860</p> <p>07 1&amp;7/8" Arbors, Adapters, &amp; Related Items</p>
	<p>Model # 9708 Part # 909708 Arbor Set, 11/16" - For Models 2002,3000,4000,4100,7000,7700</p> <p>06 11/16" Arbors, Adapters, &amp; Related Items</p>		<p>Model # 3577 Part # 903577 Adapter - Hubless - 6.250" (158.75mm) OD</p> <p>07 1&amp;7/8" Arbors, Adapters, &amp; Related Items</p>
	<p>Model # 9709 Part # 909709 Arbor Set - For Model 3850</p> <p>06 11/16" Arbors, Adapters, &amp; Related Items</p>		<p>Model # 3578 Part # 903578 Adapter - Hubless - 7.813" (198.45mm) OD</p> <p>07 1&amp;7/8" Arbors, Adapters, &amp; Related Items</p>
	<p>Model # 3191 Part # 903191 Spacer - 1" (25.40mm) Long</p> <p>07 1&amp;7/8" Arbors, Adapters, &amp; Related Items</p>		<p>Model # 3581 Part # 903581 Adapter - Hubless - 9.625" (244.48mm) OD</p> <p>07 1&amp;7/8" Arbors, Adapters, &amp; Related Items</p>
	<p>Model # 3192 Part # 903192 Spacer - 2" (50.80mm) Long</p> <p>07 1&amp;7/8" Arbors, Adapters, &amp; Related Items</p>		<p>Model # 3590 Part # 903590 Spring - For Centering Cone</p> <p>07 1&amp;7/8" Arbors, Adapters, &amp; Related Items</p>
	<p>Model # 3193 Part # 903193 Spacer - 3" (76.20mm) Long</p> <p>07 1&amp;7/8" Arbors, Adapters, &amp; Related Items</p>		<p>Model # 41270 Part # 941270 Heavy Duty Three Jaw Chuck, for 1-7/8" Arbor</p> <p>07 1&amp;7/8" Arbors, Adapters, &amp; Related Items</p>
	<p>Model # 3194 Part # 903194 Cone - Centering - 2.000" x 3.375" (50.80 x 85.73mm)</p> <p>07 1&amp;7/8" Arbors, Adapters, &amp; Related Items</p>		<p>Model # 4732 Part # 904732 Cone - Centering - 4.656" x 5.250" (118.26 x 133.35mm)</p> <p>07 1&amp;7/8" Arbors, Adapters, &amp; Related Items</p>
	<p>Model # 3198 Part # 903198 Arbor - Truck - For Models 2002, 3000, 4000, 4100, 7000, 7500, 7700</p> <p>07 1&amp;7/8" Arbors, Adapters, &amp; Related Items</p>		<p>Model # 4775 Part # 904775 Adapter Set - Hubbed and Hubless - Use With #1081, #3481, &amp; #5748 Arbors, includes sets 8994 &amp; 8995, Center holes from 2.75"-8.17"</p> <p>07 1&amp;7/8" Arbors, Adapters, &amp; Related Items</p>
	<p>Model # 3460 Part # 903460 Arbor Nut - 1 7/8" &amp; 2 1/2" - For Models 2002, 3000, 4000, 4100, 6000, 7000, 7500, 7700</p> <p>07 1&amp;7/8" Arbors, Adapters, &amp; Related Items</p>		<p>Model # 4776 Part # 904776 Cone - Centering - 2.750" x 3.344" (69.85 x 84.93mm)</p> <p>07 1&amp;7/8" Arbors, Adapters, &amp; Related Items</p>
	<p>Model # 3481 Part # 903481 Arbor Set - Truck Rotors and Drums Up To 200lbs - For Models 2002,3000,4000,4100,7000,7500,7700</p> <p>07 1&amp;7/8" Arbors, Adapters, &amp; Related Items</p>		<p>Model # 4777 Part # 904777 Cone - Centering - 3.281" x 3.891" (83.34 x 98.82mm)</p> <p>07 1&amp;7/8" Arbors, Adapters, &amp; Related Items</p>



**AMMCO**

**EQUIP., OPT., ACC., TOOLS**

	<p>Model # 4778 Part # 904778 Cone - Centering - 3.828" x 4.421" (97.20 x 112.30mm)</p>		<p>Model # 9234 Part # 909234 Adapter Set - Double Taper - Use With #1081, #3481, &amp; #5748 Arbors</p>
	<p>Model # 4779 Part # 904779 Cone - Centering - 4.359" x 4.968" (110.70 x 126.20mm)</p>		<p>Model # 9399 Part # 909399 Adapter Set - Ford Lt Trk - One #3590 Spring, One #4732 Centering Cone, Two #3578 Adapters</p>
	<p>Model # 4781 Part # 904781 Cone - Centering - 4.891" x 5.500" (123.46 x 139.70mm)</p>		<p>Model # 9499 Part # 909499 Adapter Set - Light Truck - For Model 4100, includes 2-903577 cups, 1-904778 cone, 1-904779 cone, 1-903590 spring, 1-904790 step down adapter set (includes</p>
	<p>Model # 4782 Part # 904782 Cone - Centering - 5.438" x 6.031" (138.11 x 153.19mm)</p>		<p>Model # 4904 Part # 904904 Adapter - Small Flywheel - Single Taper</p>
	<p>Model # 4783 Part # 904783 Cone - Centering - 5.969" x 6.563" (151.61 x 188.69mm)</p>		<p>Model # 4905 Part # 904905 Adapter - Small Flywheel - Double Taper</p>
	<p>Model # 4784 Part # 904784 Cone - Centering - 6.500" x 7.438" (165.10 x 188.91mm)</p>		<p>Model # 4910 Part # 904910 Adapter - Medium Flywheel for 11/16" Arbor</p>
	<p>Model # 4785 Part # 904785 Cone - Centering - 7.031" x 7.641" (178.59 x 194.07mm)</p>		<p>Model # 9381 Part # 909381 Facing &amp; Grinding Set - For Flywheels</p>
	<p>Model # 4786 Part # 904786 Cone - Centering - 7.578" x 8.172" (192.48 x 202.57mm)</p>		<p>Model # 5712 Part # 905712 Washer</p>
	<p>Model # 8994 Part # 908994 Adapter Set - Medium Duty - Use With #1081, #3481, &amp; #5748 Arbors, Center holes from 2.75"-6.03"</p>		<p>Model # 5713 Part # 905713 Spacer - 1" Long</p>
	<p>Model # 8995 Part # 908995 Adapter Set - Heavy-Duty - Use With #1081 &amp; #3481 Arbors, Center holes from 5.97"-8.17"</p>		<p>Model # 5714 Part # 905714 Spacer - 2" Long</p>




# AMMCO Brake Service Solutions

## Tool Bits

Positive rake bit holder set; get deeper cuts and finer finish, often in one pass.

**7999** for 7500B & 4000B  
**41201** for 4100B



Negative rake bit holder set; get the longest service life and lowest cost of ownership

**6999** For 4000sp

Round bit set provides the best finish with a medium service life.

**40630** For 7500B, 4000SP & 4000B




Extended reach bit holders for rotors with obstructions.


**40425** For 7500B, 4000SP & 4000B



**5392** Small Drum turning tool.



## Silencing



**7075** Clamping silencer provides maximum vibration dampening for the toughest rotors.

Mini clip silencers provide a quick way to add additional vibration dampening.

**1175** Short reach

**1180** Long reach




Truck silencer bands for larger applications.

**6930** Truck Rotor Band

**5290** Truck Drum Band



**9800** Spring Steel vented rotor band lasts longer for lower cost of ownership



## Measuring

Digital Micrometers; Easy to read, display faces straight up. Electronics shielded by rugged steel casing. Read both Metric and SAE in one unit

**2780** Digital Rotor Mic.

**8545** Digital Drum Mic.



**8500** SAE Drum Mic. **6"-16.125"**

**8500-H** SAE Drum Mic. **6"-26"**

**8500-50** Metric Drum Mic. **154mm-406mm**



**2760** SAE Rotor Mic. **0"-2.25"**

**2760-50** Metric Rotor Mic. **0-57mm**

Ammco Run-Out Indicator; Connects fast with locking pliers system.

**29752** Run-Out Gage




Ammco Mechanical Micrometers; Legendary durability. Great Value

**9582** Drum Micrometer Checking Fixture. Calibrate and verify calibration on the spot!




## Flywheel Finishing

**9381** Right Angle boring bar mount for proper alignment and magnetic silencer kit.




**9708** 11/16" arbor for small drums and flywheels.



**9619** Graduated Hand Wheel for accurate depth of cut.



**4910** Medium flywheel adapter for the 9708 arbor.



**4905** Small flywheel adapter for single bolt through style.



## Non-Directional Finishing



**8750** Lathe Driven Finisher

**8740** Free Hand Finisher



A non-directional finish maximizes stopping power and reduces brake noise. Unlike high speed grinders that take off too much material and leave deep scratches shortening pad life, these finishers just smooth off the ridges.

## Options



**40932** Vacuum Bleeder  
Cost effective;  
One person operation;  
No special adapters.



**1450** Brake Washer  
OSHA preferred low pressure method.  
3 stage filtration  
Large particle strainer  
20 micron sock  
5 micron cartridge  
Water based biodegradable solution  
Reusable oil absorbing boom  
Runs on standard shop air.



**AMMCO**

**EQUIP., OPT., ACC., TOOLS**

	<p>Model # 5715 Part # 905715 <b>Spacer - 3" Long</b></p> <p><i>09 HD 2 1/2" Arbors &amp; Adapters for Model 6000/6002</i></p>		<p>Model # 6921 Part # 906921 <b>Silencer Band, Non-Vented - Rotor - 6.500" (165.10mm) Diameter - Package of 2</b></p> <p><i>10 Silencers - Drum, Rotor, &amp; Flywheel</i></p>
	<p>Model # 5716 Part # 905716 <b>Cone - Centering - 2.936" x 4.078" (74.625 x 103.581mm)</b></p> <p><i>09 HD 2 1/2" Arbors &amp; Adapters for Model 6000/6002</i></p>		<p>Model # 6922 Part # 906922 <b>Silencer Band, Non-Vented - Rotor - 9.250" (234.95mm) Diameter - Package of 2</b></p> <p><i>10 Silencers - Drum, Rotor, &amp; Flywheel</i></p>
	<p>Model # 5717 Part # 905717 <b>Cone - Centering - 3.936" x 5.063" (100.025 x 128.600mm)</b></p> <p><i>09 HD 2 1/2" Arbors &amp; Adapters for Model 6000/6002</i></p>		<p>Model # 6930 Part # 906930 <b>Silencer Band - Rotor - Heavy-Duty, 50" Long, for Ventilated Rotors</b></p> <p><i>10 Silencers - Drum, Rotor, &amp; Flywheel</i></p>
	<p>Model # 5718 Part # 905718 <b>Cone - Centering - 4.936" x 6.063" (125.425 x 154.000mm)</b></p> <p><i>09 HD 2 1/2" Arbors &amp; Adapters for Model 6000/6002</i></p>		<p>Model # 7075 Part # 907075 <b>Silencer - Rotor, Friction - For Models 4000,4100,7500</b></p> <p><i>10 Silencers - Drum, Rotor, &amp; Flywheel</i></p>
	<p>Model # 5749 Part # 905749 <b>Arbor, 2 1/2" for model 6000 Lathe,</b></p> <p><i>09 HD 2 1/2" Arbors &amp; Adapters for Model 6000/6002</i></p>		<p>Model # 70752 Part # 9070752 <b>Silencer - Rotor, Friction - For Models 3850</b></p> <p><i>10 Silencers - Drum, Rotor, &amp; Flywheel</i></p>
	<p>Model # 1175 Part # 901175 <b>Silencer - Rotor, Clip-On, Short, 4"</b></p> <p><i>10 Silencers - Drum, Rotor, &amp; Flywheel</i></p>		<p>Model # 7670 Part # 907670 <b>Silencer - Magnetic, Flywheel</b></p> <p><i>10 Silencers - Drum, Rotor, &amp; Flywheel</i></p>
	<p>Model # 1180 Part # 901180 <b>Silencer - Rotor, DeLuxe Clip-On, Long, 8"</b></p> <p><i>10 Silencers - Drum, Rotor, &amp; Flywheel</i></p>		<p>Model # 9183 Part # 909183 <b>Pads - Pressure, Replacement (Non-Asbestos) - Set of 2</b></p> <p><i>10 Silencers - Drum, Rotor, &amp; Flywheel</i></p>
	<p>Model # 5280 Part # 905280 <b>Silencer Band - Drum - 1 3/4"</b></p> <p><i>10 Silencers - Drum, Rotor, &amp; Flywheel</i></p>		<p>Model # 9800 Part # 909800 <b>Silencer Assembly - Spring - Vented - Rotor</b></p> <p><i>10 Silencers - Drum, Rotor, &amp; Flywheel</i></p>
	<p>Model # 5290 Part # 905290 <b>Silencer Band - Drum - 2 3/4" - Truck Drums</b></p> <p><i>10 Silencers - Drum, Rotor, &amp; Flywheel</i></p>		<p>Model # 10701 Part # 9107011 <b>Tool Bit Assembly - Negative Rake - RH - For Models 4000, 4100, 7000</b></p> <p><i>11 Tool Bits &amp; Carbide Inserts</i></p>
	<p>Model # 6920 Part # 906920 <b>Silencer Band - for Ventilated Rotors, Standard, 31" Long</b></p> <p><i>10 Silencers - Drum, Rotor, &amp; Flywheel</i></p>		<p>Model # 10702 Part # 9107021 <b>Tool Bit Assembly - Negative Rake - LH - For Models 4000, 4100, 7000</b></p> <p><i>11 Tool Bits &amp; Carbide Inserts</i></p>

**13-Jun-08**

Rotor Machining  
OE standard

Options

906950	Positive	Positive Extended	Positive Round
Negative	925968	925968	940608
Bit holder RH	925969	925969	940609
Bit holder LH	9069186	9069186	940610
Bits	907999	940425	940630
Package, bits + hol			

**4000 (B)**

906950	Positive	Positive Extended	Positive Round
Negative	925968	925968	940608
Bit holder RH	925969	925969	940609
Bit holder LH	9069186	9069186	940610
Bits	907999	940425	940630
Package, bits + hol			

**4000(E) (SP) & (GM)**

906950	Negative	Positive Extended	Positive Round
Positive	910701	925968	940608
Bit holder RH	910702	925969	940609
Bit holder LH	90691410	9069186	940610
Bits	906999	940425	940630
Package, bits + hol			

**4100 (B)**

907900	Positive		
Negative			
Bit holder RH			
Bit holder LH			
Bits	9076816		
Package, bits + holders	941201		

**7500**

906950	Positive	Positive Extended	Positive Round
Negative	925968	925968	940608
Bit holder RH	925969	925969	940609
Bit holder LH	9069186	9069186	940610
Bits	907999	940425	940630
Package, bits + hol			

Drum Machining  
OE standard

Options

Boring Bar	925750		
Rake	Negative		
Bit Holder	925762		
Bits	90691410		

Boring Bar	905843	Zero	Positive
Rake	Negative	Brazed	Positive
Bit Holder	909872		905392
Bits	90691410	904114	904725
			9076816

Boring Bar	929240	Negative	
Rake	Positive	Positive	
Bit Holder	905390	927118	905390
Bits	9076816	90691410	9069186

Boring Bar	905844	Zero	Positive
Rake	Negative	Brazed	Positive
Bit Holder	909872		905392
Bits	90691410	904114	904725
			9076816

Boring Bar	NA		
Rake			
Bit Holder			
Bits			



**AMMCO**

**EQUIP., OPT., ACC., TOOLS**

 <p>Model # <b>25968</b>      11 Tool Bits &amp; Carbide Inserts Part # 925968 <b>Tool Bit Holder - Positive Rake (either 6918 or 7681) - RH - For Models 3850</b></p>	 <p>Model # <b>40608</b>      11 Tool Bits &amp; Carbide Inserts Part # 940608 <b>Tool-holder Assembly, RH , Positive Rake, for Round Tool-bit No. 40610</b></p>
 <p>Model # <b>25969</b>      11 Tool Bits &amp; Carbide Inserts Part # 925969 <b>Tool Bit Holder - Positive Rake (either 6918 or 7681) - LH - For Models 3850</b></p>	 <p>Model # <b>40609</b>      11 Tool Bits &amp; Carbide Inserts Part # 940609 <b>Tool-holder Assembly, LH , Positive Rake, for Round - Tool-bit No. 40610</b></p>
 <p>Model # <b>29876</b>      11 Tool Bits &amp; Carbide Inserts Part # 929876 <b>Tool Bit Assembly - Positive Rake - LH - For Model 700 OTC Lathe</b></p>	 <p>Model # <b>40610</b>      11 Tool Bits &amp; Carbide Inserts Part # 940610 <b>Tool-bit, Round, Carbide Insert, Positive Rake, 10 Pack</b></p>
 <p>Model # <b>29877</b>      11 Tool Bits &amp; Carbide Inserts Part # 929877 <b>Tool Bit Assembly - Positive Rake - RH - For Model 700 OTC Lathe</b></p>	 <p>Model # <b>40630</b>      11 Tool Bits &amp; Carbide Inserts Part # 940630 <b>Tool-holder Set, RH &amp; LH, Positive Rake, for Round - Tool-bit No. 40610</b></p>
 <p>Model # <b>40410</b>      11 Tool Bits &amp; Carbide Inserts Part # 940410 <b>Carbide Insert, Pos. Rake, 10pk., for FMC Lathes (JOHN BEAN CO. (a successor-in-interest to FMC CORPORATION) is a subsidiary of</b></p>	 <p>Model # <b>41201</b>      11 Tool Bits &amp; Carbide Inserts Part # 941201 <b>Left &amp; Right Positive Rake Toolholder Set, for 907900 Twin-Cutter Boring Bars, Includes 2 No. 907681 Toolbits with Retaining Screws</b></p>
 <p>Model # <b>40415</b>      11 Tool Bits &amp; Carbide Inserts Part # 940415 <b>Carbide Insert, Pos. Rake, 10pk., for KWIK-WAY Lathes (KWIK-WAY is a trade mark of KWIK-WAY MANUFACTURING CO.)</b></p>	 <p>Model # <b>4724</b>      11 Tool Bits &amp; Carbide Inserts Part # 904724 <b>Tool Bit - LH - For Models 5000, 6000 - 1/2" (12.7mm) Square Shank - Package of 3</b></p>
 <p>Model # <b>40420</b>      11 Tool Bits &amp; Carbide Inserts Part # 940420 <b>Carbide Insert, Neg. Rake, 10pk., for HUNTER Lathes (HUNTER is a trade mark of HUNTER ENGINEERING CO.)</b></p>	 <p>Model # <b>4725</b>      11 Tool Bits &amp; Carbide Inserts Part # 904725 <b>Tool Bit - Pos. Rake RH Hvy-Dty-1/2" (12.7mm) Square Shank-For Mod. 2002,3000,4000,4100,7700</b></p>
 <p>Model # <b>40425</b>      11 Tool Bits &amp; Carbide Inserts Part # 940425 <b>Extended Offset Toolholders, right &amp; left, 3/8"</b></p>	 <p>Model # <b>4726</b>      11 Tool Bits &amp; Carbide Inserts Part # 904726 <b>Tool Bit - LH - For Models 5000, 6000 - 1/2" (12.7mm) Square Shank - Package of 1</b></p>
 <p>Model # <b>40430</b>      11 Tool Bits &amp; Carbide Inserts Part # 940430 <b>Carbide Insert, Neg. Rake, 10pk., for PERFORMANCE Lathes (PERFORMANCE is a trade mark of PERFORMANCE EQUIPMENT CO., INC.)</b></p>	 <p>Model # <b>4728</b>      11 Tool Bits &amp; Carbide Inserts Part # 904728 <b>Tool Bit Set - Positive Rake RH Heavy-Duty - Package of Three #4725 Tool Bits</b></p>
 <p>Model # <b>40435</b>      11 Tool Bits &amp; Carbide Inserts Part # 940435 <b>Carbide Insert, Pos. Rake, 10pk., for ACCUTURN Lathes (ACCUTURN is a trade mark of ACCU INDUSTRIES, INC.)</b></p>	 <p>Model # <b>5390</b>      11 Tool Bits &amp; Carbide Inserts Part # 905390 <b>Toolbit Assembly - Positive Rake for #29240 Boring Bar</b></p>





AMMCO

EQUIP., OPT., ACC., TOOLS

	<p>Model # 5392      11 Tool Bits &amp; Carbide Inserts  Part # 905392  <b>Tool Bit Assembly - Pos.Rake Sm.Drum-5/8" x3/4" (16 x 19mm)-For Mod.2002,3000,4000,4100,7700</b></p>		<p>Model # 6999      11 Tool Bits &amp; Carbide Inserts  Part # 906999  <b>Tool Bit Set - Negative Rake - One #10701 (RH) &amp; One #10702 (LH)</b></p>
	<p>Model # 5677      11 Tool Bits &amp; Carbide Inserts  Part # 905677  <b>Tool Bit - For Model 6000 Lathe &amp; #6875 Flywheel Facing Set - Package of 2</b></p>		<p>Model # 76812      11 Tool Bits &amp; Carbide Inserts  Part # 9076812  <b>Carbide Insert, Positive Rake, .032" radius, 2pk., for AMMCO Lathes</b></p>
	<p>Model # 5720      11 Tool Bits &amp; Carbide Inserts  Part # 905720  <b>Carbide-Tipped Tool Bit - 16mm Shank - For Models 5000,6000 - Package of 1</b></p>		<p>Model # 76816      11 Tool Bits &amp; Carbide Inserts  Part # 9076816  <b>Carbide Insert, Positive Rake, .032" radius, 6pk., for AMMCO Lathes</b></p>
	<p>Model # 5725      11 Tool Bits &amp; Carbide Inserts  Part # 905725  <b>Carbide-Tipped Tool Bit - 15.8mm Shank - For Models 5000,6000 - Package of 1</b></p>		<p>Model # 7692      11 Tool Bits &amp; Carbide Inserts  Part # 907692  <b>Tool Bit - Duplex - For #9381 Facing &amp; Grinding Set</b></p>
	<p>Model # 6616      11 Tool Bits &amp; Carbide Inserts  Part # 906616  <b>Tool Holder Package - For Use With #6600 Twin Cutter</b></p>		<p>Model # 7999      11 Tool Bits &amp; Carbide Inserts  Part # 907999  <b>Tool Bit Set - Pos.Rake-#25968 RH &amp; #25969 LH Tool Bits w/Inserts - For Mod.4000,4100,7000</b></p>
	<p>Model # 691410      11 Tool Bits &amp; Carbide Inserts  Part # 90691410  <b>Carbide Insert, Negative Rake, .032" radius, 10pk., for AMMCO Lathes</b></p>		<p>Model # 9695      11 Tool Bits &amp; Carbide Inserts  Part # 909695  <b>Tool Bit Assembly - 5/8" (15.8mm) Square Shank - Uses #5677 Carbide Insert</b></p>
	<p>Model # 69142      11 Tool Bits &amp; Carbide Inserts  Part # 9069142  <b>Carbide Insert, Negative Rake, .032" radius, 2pk., for AMMCO Lathes</b></p>		<p>Model # 9872      11 Tool Bits &amp; Carbide Inserts  Part # 909872  <b>Tool Bit Assembly - Neg.Rake, 1/2" x 3/8" (12.7 x 9.5mm)-For Mod.2002,3000,4000,4100,7700</b></p>
	<p>Model # 69146      11 Tool Bits &amp; Carbide Inserts  Part # 9069146  <b>Carbide Insert, Negative Rake, .032" radius, 6pk., for AMMCO Lathes</b></p>		<p>Model # 29240      12 Boring Bars and Related Items  Part # 929240  <b>Drum Boring Bar</b></p>
	<p>Model # 69182      11 Tool Bits &amp; Carbide Inserts  Part # 9069182  <b>Carbide Insert, Positive Rake, .017" radius, 2pk., for AMMCO Lathes</b></p>		<p>Model # 5199      12 Boring Bars and Related Items  Part # 905199  <b>Clamp - Boring Bar - Upper - For Model 6000</b></p>
	<p>Model # 69186      11 Tool Bits &amp; Carbide Inserts  Part # 9069186  <b>Carbide Insert, Positive Rake, .017" radius, 6pk., for AMMCO Lathes</b></p>		<p>Model # 5272      12 Boring Bars and Related Items  Part # 905272  <b>Clamp - Boring Bar - Lower - For Model 6000</b></p>





**AMMCO**

**EQUIP., OPT., ACC., TOOLS**

 <p>Model # <b>5843</b>      <i>12 Boring Bars and Related Items</i>  Part # <b>905843</b>  <b>Boring Bar - 1 1/2" Hex, 15 1/2" Long - Standard With Models 3000,4000</b></p>	 <p>Model # <b>875624</b>      <i>13 Grinding, Dressing, Facing, &amp; Finishing Items</i>  Part # <b>90875624</b>  <b>Abrasive Pads for Swirl Finishers, 24pk.</b></p>
 <p>Model # <b>5844</b>      <i>12 Boring Bars and Related Items</i>  Part # <b>905844</b>  <b>Boring Bar - 1 1/2" Hex, 19 1/2" Long - Standard With Model 4100</b></p>	 <p>Model # <b>87566</b>      <i>13 Grinding, Dressing, Facing, &amp; Finishing Items</i>  Part # <b>9087566</b>  <b>Abrasive Pads for Swirl Finishers, 6pk.</b></p>
 <p>Model # <b>6669</b>      <i>12 Boring Bars and Related Items</i>  Part # <b>906669</b>  <b>Boring Bar - For Model 6000</b></p>	 <p>Model # <b>9381</b>      <i>13 Grinding, Dressing, Facing, &amp; Finishing Items</i>  Part # <b>909381</b>  <b>Facing &amp; Grinding Set - For Flywheels</b></p>
 <p>Model # <b>7690</b>      <i>12 Boring Bars and Related Items</i>  Part # <b>907690</b>  <b>Clamp Assembly, Right Angle, for Boring Bars &amp; Grinders</b></p>	 <p>Model # <b>10650GP</b>      <i>14 Twin Cutters &amp; Related Items</i>  Part # <b>910650GP</b>  <b>Tool Bit Holder Replacement LH - For #6950 Twin Cutter</b></p>
 <p>Model # <b>3229</b>      <i>13 Grinding, Dressing, Facing, &amp; Finishing Items</i>  Part # <b>903229</b>  <b>Diamond Nib - For #5380 Grinding Wheel Dresser &amp; #7670 Magnetic Silencer</b></p>	 <p>Model # <b>10651GP</b>      <i>14 Twin Cutters &amp; Related Items</i>  Part # <b>910651GP</b>  <b>Tool Bit Holder Replacement RH - For #6950 Twin Cutter</b></p>
 <p>Model # <b>4162</b>      <i>13 Grinding, Dressing, Facing, &amp; Finishing Items</i>  Part # <b>904162</b>  <b>Diamond Nib - For Use With #6061 Diamond Dresser</b></p>	 <p>Model # <b>5878</b>      <i>14 Twin Cutters &amp; Related Items</i>  Part # <b>905878</b>  <b>Tool Holder With Bit, Duplex - 5/8" (15.8mm) Square Shank-Use w/#6875 Flywheel Facing Set</b></p>
 <p>Model # <b>6884</b>      <i>13 Grinding, Dressing, Facing, &amp; Finishing Items</i>  Part # <b>906884</b>  <b>Grinding Wheels - Package of 3</b></p>	 <p>Model # <b>6950</b>      <i>14 Twin Cutters &amp; Related Items</i>  Part # <b>906950</b>  <b>Twin Cutter - Standard Model (Does NOT include toolholder assemblies - order negative rake set #906999, positive rake set #907999 or positive rake round set)</b></p>
 <p>Model # <b>8740</b>      <i>13 Grinding, Dressing, Facing, &amp; Finishing Items</i>  Part # <b>908740</b>  <b>Finisher - Mini Swirl</b></p>	 <p>Model # <b>7750</b>      <i>14 Twin Cutters &amp; Related Items</i>  Part # <b>907750</b>  <b>Facing Set - Disc Brake - Converts Model 3000 Or 7700 To Drum / Disc Lathes</b></p>
 <p>Model # <b>8750</b>      <i>13 Grinding, Dressing, Facing, &amp; Finishing Items</i>  Part # <b>908750</b>  <b>Finisher - Swirl</b></p>	 <p>Model # <b>775022</b>      <i>14 Twin Cutters &amp; Related Items</i>  Part # <b>90775022</b>  <b>Facing Set - Disc Brake - Converts (220V Units ONLY) Model 3000 Or 7700 To Drum / Disc Lathes</b></p>
 <p>Model # <b>875612</b>      <i>13 Grinding, Dressing, Facing, &amp; Finishing Items</i>  Part # <b>90875612</b>  <b>Abrasive Pads for Swirl Finishers, 12pk.</b></p>	 <p>Model # <b>7900</b>      <i>14 Twin Cutters &amp; Related Items</i>  Part # <b>907900</b>  <b>Twin Cutter, with Independent Boring Bars - For Lg. Flange Hubbed Rotors &amp; Flywheels</b></p>



**AMMCO**

**EQUIP., OPT., ACC., TOOLS**

	<p>Model # <b>8899</b>      <i>14 Twin Cutters &amp; Related Items</i>  Part # <b>908899</b>  <b>Tool Holder Replacement Kit - For #6950 Twin Cutter</b></p>		<p>Model # <b>3087</b>      <i>16 Miscellaneous Brake Lathe Accessories</i>  Part # <b>9030871</b>  <b>Boot - Cross Feed - For Models 3000, 4000, 4100, 7000, 7700</b></p>
	<p>Model # <b>3022</b>      <i>15 Wrenches For Brake Lathes</i>  Part # <b>903022</b>  <b>Wrench - 1 1/4" x 1 1/16" - Standard With Models 1000, 3000, 3850, 4000, 4100, 7000, 7700</b></p>		<p>Model # <b>3148</b>      <i>16 Miscellaneous Brake Lathe Accessories</i>  Part # <b>903148</b>  <b>Oil Level Stick - Standard With Models 3000,4000,4100,7000,7700</b></p>
	<p>Model # <b>3218</b>      <i>15 Wrenches For Brake Lathes</i>  Part # <b>903218</b>  <b>Wrench - 5/16" x 3/8" - Standard With Models 1000, 3000, 3850, 4000, 4100, 7000, 7700</b></p>		<p>Model # <b>40175</b>      <i>16 Miscellaneous Brake Lathe Accessories</i>  Part # <b>940175</b>  <b>Poly-V Pulley &amp; Belt Upgrade Kit For Lathe Models 3000, 4000, 4100, 7000, 7700</b></p>
	<p>Model # <b>5722</b>      <i>15 Wrenches For Brake Lathes</i>  Part # <b>905722</b>  <b>Wrench - For 1 7/8" &amp; 2 1/2" - Arbor Nuts</b></p>		<p>Model # <b>40450</b>      <i>16 Miscellaneous Brake Lathe Accessories</i>  Part # <b>940450</b>  <b>Brake Lathe Tune Up Kit</b></p>
	<p>Model # <b>236821</b>      <i>16 Miscellaneous Brake Lathe Accessories</i>  Part # <b>9236821</b>  <b>Spindle Ring - Use With #3085 Boot Assembly</b></p>		<p>Model # <b>4282</b>      <i>16 Miscellaneous Brake Lathe Accessories</i>  Part # <b>904282</b>  <b>Bearing Protector - Fits Arbors Up To 2.25"</b></p>
	<p>Model # <b>28824</b>      <i>16 Miscellaneous Brake Lathe Accessories</i>  Part # <b>928824</b>  <b>Drive Rod Boot For Model 7000</b></p>		<p>Model # <b>6854</b>      <i>16 Miscellaneous Brake Lathe Accessories</i>  Part # <b>906854</b>  <b>Knob - 3-Arm, Red</b></p>
	<p>Model # <b>29190</b>      <i>16 Miscellaneous Brake Lathe Accessories</i>  Part # <b>929190</b>  <b>Leadscrew Boot For Model 3850</b></p>		<p>Model # <b>6936</b>      <i>16 Miscellaneous Brake Lathe Accessories</i>  Part # <b>906936</b>  <b>Cross Feed Extension - used to increase a lathe's maximum rotor diameter capacity up to 5.0" - "sets back" the twin cutter - may be used on lathe models</b></p>
	<p>Model # <b>29191</b>      <i>16 Miscellaneous Brake Lathe Accessories</i>  Part # <b>929191</b>  <b>Cross Feed Boot For Model 3850</b></p>		<p>Model # <b>7996</b>      <i>16 Miscellaneous Brake Lathe Accessories</i>  Part # <b>907996</b>  <b>Gear - Shear; and C-Clip - Standard With Models 4000,4100,7500</b></p>
	<p>Model # <b>3085</b>      <i>16 Miscellaneous Brake Lathe Accessories</i>  Part # <b>903085</b>  <b>Boot - Spindle Polyethylene - For Models 3000, 4000 - Use With #23682 Spindle Ring</b></p>		<p>Model # <b>9481</b>      <i>16 Miscellaneous Brake Lathe Accessories</i>  Part # <b>909481</b>  <b>Shield - Safety, Complete - For #6900, #6950 &amp; #7900 Twin Cutters</b></p>
	<p>Model # <b>3086</b>      <i>16 Miscellaneous Brake Lathe Accessories</i>  Part # <b>903086</b>  <b>Boot - Feed Screw - For Models 3000, 4000, 7000</b></p>		<p>Model # <b>9590</b>      <i>16 Miscellaneous Brake Lathe Accessories</i>  Part # <b>909590</b>  <b>Spindle Lock Kit</b></p>



# 800 OTV Adapter Hole Patterns

®

**Std. & DLX**

**Std. & DLX**

**DLX**

<b>940894 (BLUE)</b>			<b>940897 (PURPLE)</b>			<b>940912 (ORANGE)</b>		
Studs	Inches	MM	Studs	Inches	MM	Studs	Inches	MM
4	3.858	98.00	4	5.512	140.00	6	6.500	165.10
4	3.937	100.00	5	5.315	135.00	8	6.500	165.10
4	4.000	101.60	5	5.500	139.70	8	6.682	169.72
4	4.094	103.98	6	5.500	139.70	10	7.375	187.33
4	4.250	107.95	7	5.906	150.01			
4	4.500	114.30	8	6.500	165.10			

**Std. & DLX**

**Opt. Tyta / GM**

**Std. & DLX**

<b>940895 (RED)</b>			<b>941267 (LIGHT BLUE) new</b>			<b>940896 (GREEN)</b>		
Studs	Inches	MM	Studs	Inches	MM	Studs	Inches	MM
5	3.937	100.00	4	5.500	139.70	5	4.514	114.66
5	4.097	104.00	4	6.299	160.00	5	4.668	118.57
5	4.180	106.17	5	5.118	130.00	5	4.737	120.32
5	4.250	107.95	5	5.500	139.70	5	5.000	127.00
5	4.409	112.00	5	5.904	150.00	6	4.500	114.30
5	4.514	114.65	6	5.500	139.70			
5	4.645	118.00	8	6.500	165.10			

**Opt. Exp / Frd**

**Opt. RVR / RNGE**

**DLX**

<b>941087 (WHITE) new</b>			<b>941084 (BROWN) new</b>			<b>940892 (YELLOW)</b>		
Studs	Inches	MM	Studs	Inches	MM	Studs	Inches	MM
5	5.500	139.70	5	6.091	154.71	8	6.500	165.10
6	5.312	135.00	5	6.281	159.54	8	6.688	169.88
6	5.500	139.70	5	6.500	165.10			



**AMMCO**

**EQUIP., OPT., ACC., TOOLS**

	<p>Model # 27581      18 Adapters For OTV Brake Lathes  Part # 927581  <b>Bolt Set - Mounting (Silver), for 700/710 OTV's</b></p>		<p>Model # 41087      18 Adapters For OTV Brake Lathes  Part # 941087  <b>Adapter, 5 &amp; 6 Hole, Ford Truck, for 800 OTV</b></p>
	<p>Model # 29428      18 Adapters For OTV Brake Lathes  Part # 929428  <b>Bolt Set - Chrysler, for 700/710 OTV's</b></p>		<p>Model # 41090      18 Adapters For OTV Brake Lathes  Part # 941090  <b>Lug nut kit for 800 OTV, 6 each of 7/16X20, 1/2X20, 12X1.25, 12X1.50, 14X1.50</b></p>
	<p>Model # 40892      18 Adapters For OTV Brake Lathes  Part # 940892  <b>Adapter, Heavy Duty Ford Truck, for Ammco 800 OTV</b></p>		<p>Model # 41267      18 Adapters For OTV Brake Lathes  Part # 941267  <b>Adapter, 4,5,6 Hole, Land Cruiser, for 800 OTV</b></p>
	<p>Model # 40894      18 Adapters For OTV Brake Lathes  Part # 940894  <b>Adapter, 4 Hole, for 800 OTV</b></p>		<p>Model # 2760      19 Micrometers and Other Measuring Devices  Part # 902760  <b>Micrometer - Rotor (Inch) - Range: 0 To 2.25"</b></p>
	<p>Model # 40895      18 Adapters For OTV Brake Lathes  Part # 940895  <b>Adapter, 5 Hole, for 800 OTV</b></p>		<p>Model # 276050      19 Micrometers and Other Measuring Devices  Part # 90276050  <b>Micrometer - Rotor (Metric) - Range: 0 To 2.25"</b></p>
	<p>Model # 40896      18 Adapters For OTV Brake Lathes  Part # 940896  <b>Adapter, 5 &amp; 6 Hole, for 800 OTV</b></p>		<p>Model # 2778 **      19 Micrometers and Other Measuring Devices  Part # 902778  <b>Micrometer - Rotor, Digital **WHILE SUPPLIES LAST</b></p>
	<p>Model # 40897      18 Adapters For OTV Brake Lathes  Part # 940897  <b>Adapter, 4, 5, 6, 7, &amp; 8 Hole, for 800 OTV</b></p>		<p>Model # 2780      19 Micrometers and Other Measuring Devices  Part # 902780  <b>Digital Rotor Micrometer - Range 0 - 2.4", (0 - 60.9mm), Protected Electronics</b></p>
	<p>Model # 40912      18 Adapters For OTV Brake Lathes  Part # 940912  <b>Adapter, Dual Wheel, for 800 OTV</b></p>		<p>Model # 2789      19 Micrometers and Other Measuring Devices  Part # 902789  <b>Digital Rotor &amp; Drum Micrometer (Replaces 902786)</b></p>
	<p>Model # 40959      18 Adapters For OTV Brake Lathes  Part # 940959  <b>Spacer, Adapter, 4 &amp; 5 Hole, for 800 OTV</b></p>		<p>Model # 29752      19 Micrometers and Other Measuring Devices  Part # 929752  <b>Rotor Runout/Ball Joint Gauge</b></p>
	<p>Model # 40960      18 Adapters For OTV Brake Lathes  Part # 940960  <b>Spacer, Adapter, 5, 6, &amp; 8 Hole, for 800 OTV</b></p>		<p>Model # 40982      19 Micrometers and Other Measuring Devices  Part # 940982  <b>Brake Fluid Tester, Measures Boiling Point of Brake Fluid to Verify Condition Relative to Specifications</b></p>





**AMMCO**

**EQUIP., OPT., ACC., TOOLS**

	<p>Model # <b>8500</b>      <i>19 Micrometers and Other Measuring Devices</i>  Part # <b>908500</b>  <b>Micrometer - Brake Drum (Inch) - Range: 6" To 16.125"</b></p>		<p>Model # <b>40932</b>      <i>20 Bleeders / Bleeder Adapters</i>  Part # <b>940932</b>  <b>Vacuum Brake Bleeder</b></p>
	<p>Model # <b>850050</b>      <i>19 Micrometers and Other Measuring Devices</i>  Part # <b>90850050</b>  <b>Micrometer - Brake Drum (Metric) - Range: 152.4mm" To 409.58mm</b></p>		<p>Model # <b>7300</b>      <i>20 Bleeders / Bleeder Adapters</i>  Part # <b>907300</b>  <b>Brake Bleeder - Pressure, 4-Gallon (15-L), Incl. 1 x 7330 Adapter.</b></p>
	<p>Model # <b>8500H</b>      <i>19 Micrometers and Other Measuring Devices</i>  Part # <b>908500H</b>  <b>Micrometer - Brake Drum (Inch) - Range: 6" - 26" - H. D.Trucks</b></p>		<p>Model # <b>7301</b>      <i>20 Bleeders / Bleeder Adapters</i>  Part # <b>907301</b>  <b>Brake Bleeder - High Pressure, 4-Gallon (15-L) - For Antilock System</b></p>
	<p>Model # <b>8539</b>      <i>19 Micrometers and Other Measuring Devices</i>  Part # <b>908539</b>  <b>Micrometer Extension Shaft (Inch) - Increases Range To 6"-26" - Use w/#8500 Mcrmtr</b></p>		<p>Model # <b>7304</b>      <i>20 Bleeders / Bleeder Adapters</i>  Part # <b>907304</b>  <b>Reservoir Adapter Set - Small, Incl. 1x7309, 2x7313, 2x7314, 1x7315 &amp; 1x7326.</b></p>
	<p>Model # <b>853950</b>      <i>19 Micrometers and Other Measuring Devices</i>  Part # <b>90853950</b>  <b>Micrometer Extension Shaft (Metric) - Increases Range To 152.4mm-660.40mm - Use w/#850050 Mcrmtr</b></p>		<p>Model # <b>7306</b>      <i>20 Bleeders / Bleeder Adapters</i>  Part # <b>907306</b>  <b>Reservoir Adapter - Ford Teves ABS</b></p>
	<p>Model # <b>8545</b>      <i>19 Micrometers and Other Measuring Devices</i>  Part # <b>908545</b>  <b>Digital Drum Micrometer, Range: 5-15" (127-382mm), Protected Electronics, Stands up in Drum</b></p>		<p>Model # <b>7307</b>      <i>20 Bleeders / Bleeder Adapters</i>  Part # <b>907307</b>  <b>Reservoir Adapter - G.M. Vans &amp; Mini-Vans- With Step Reservoirs</b></p>
	<p>Model # <b>8625 **</b>      <i>19 Micrometers and Other Measuring Devices</i>  Part # <b>908625</b>  <b>Micrometer - Drum, Digital **WHILE SUPPLIES LAST</b></p>		<p>Model # <b>7308</b>      <i>20 Bleeders / Bleeder Adapters</i>  Part # <b>907308</b>  <b>Reservoir Adapter - Chrysler - Use With Dual Adapter Attachment #7326</b></p>
	<p>Model # <b>8650</b>      <i>19 Micrometers and Other Measuring Devices</i>  Part # <b>908650</b>  <b>Setting Gauge - Brake Shoe - Range: 6 1/2" To 14 1/4" (165 to 361mm)</b></p>		<p>Model # <b>7309</b>      <i>20 Bleeders / Bleeder Adapters</i>  Part # <b>907309</b>  <b>Reservoir Adapter - VW, Large</b></p>
	<p>Model # <b>9582</b>      <i>19 Micrometers and Other Measuring Devices</i>  Part # <b>909582</b>  <b>Micrometer Checking Gauge - Drum</b></p>		<p>Model # <b>7313</b>      <i>20 Bleeders / Bleeder Adapters</i>  Part # <b>907313</b>  <b>Reservoir Adapter - Up To 2 1/2" (63.5mm) Diameter - For Plastic, Open-Top Reservoirs</b></p>
	<p>Model # <b>K85452780</b>      <i>19 Micrometers and Other Measuring Devices</i>  Part # <b>9K85452780</b>  <b>Digital Micrometer Kit, Includes one 2780 and one 8545</b></p>		<p>Model # <b>7314</b>      <i>20 Bleeders / Bleeder Adapters</i>  Part # <b>907314</b>  <b>Reservoir Adapter Set - Expanding Plugs (7 Different Sizes)</b></p>





**AMMCO**

*EQUIP., OPT., ACC., TOOLS*

## *Environmental Lathe Enclosure*



**Model 2800** Standard Enclosure as shown

**Model 2801** Cal OSHA model. Must be wired into the lathe so the lathe shuts off when the lid is opened. The kit includes an additional internal safety shield and an over ride pedal on the floor for use during set up procedures.

### *Less Dust in the Air, Cleaner Floors, A Quieter Shop, Added Safety & Convenience*

Internal Dimensions	61" wide by 36" deep	
Shipping Dimensions	44" w x 44" d x 71" h	
Shipping Weight	(90)2800	242lbs
	(90)2801	268lbs

**Designed for use with current Ammco Bench Lathe models 3000\*, 4000\*, 4000E\*, 4100\* & 7500\*.** \* When equipped with a 6900 or 6950 twin cutter. Not for use with the 7900 twin cutter or 3481/3491 extended arbors.

### **A safe clean work area;**

Enclosing your lathe maximizes safety. Less dust in the air means easier breathing. Less shavings on the floor reduces slip risks. Easily monitor progress through the large viewing window  
Put your lathe up front for walk in customers. Make your shop compliant with OSHA rules.

### **Low noise and easy disposal;**

Air is changed twice a minute. Micro dust is trapped in the automotive filter. Heavy shavings are funneled into the bucket. Combined lathe and filter fan noise is 19db less than a typical shop vacuum.

### **Minimal space plus storage;**

Top opens out of the work area. Does not extend behind the base. Lathe installs against a wall. 8" wider, 3" deeper than an Ammco 4100 in operation so only minimal room is required. Built in storage places adapters at the lathe.

## *Pressure Brake Bleeders*



7300 & 7301 Include  
Easy roll swivel casters.  
Automatic fill nozzle with quick coupler  
Fill funnel  
Cup & Srying  
1/4" and 3/16" ID Fluid collection hoses.

A properly equipped pressure brake bleeder makes brake bleeding a one man operation.

A large 4 gallon (15 liter) reservoir eliminates the need for frequent refilling.

A 12 foot (3.65m) hose with quick coupler and automatic shut off for convenience is included.

For added safety , brake fluid is always separated from pressurized air by a diaphragm.

Bleeders automatically shut off when fluid level is low and a safety relief valve prevents over-pressurization.

## **Model 7301 High Pressure Brake Bleeder**

For bleeding high pressure anti-lock brake systems.

- Pressure gauge:: 0-60psi (maximum recommended bleeding pressure of 25psi. 48psi safety relief valve prevents over-pressurization.
- Use with optional reservoir adapters like 7306 Ford, 7307 GM or 7308 Chrysler kit
- Review the complete line of optional adapters

## **Model 7300 Pressure Brake Bleeder**

Used for non-abs systems

- Dual Scale Pressure gauge: 0-31psi and 0 to 2kg/cm2
- Includes model 7330 adapter kit for open top dual reservoir master cylinders 3-1/2" x 6-1/4" (89x149mm)
- Review the complete line of optional adapters



**AMMCO**


**EQUIP., OPT., ACC., TOOLS**

	<p>Model # <b>7315</b>      <i>20 Bleeders / Bleeder Adapters</i>  Part # 907315  <b>Reservoir Adapter, VW, Small</b></p>		<p>Model # <b>29702</b>      <i>22 Brake Washer Supplies</i>  Part # 629702  <b>Oil Absorbent Boom (Models 1450 and 1350)</b></p>
	<p>Model # <b>7326</b>      <i>20 Bleeders / Bleeder Adapters</i>  Part # 907326  <b>Reservoir Hose Adapter - Universal Dual - Use With #7313,#7314 Adapters</b></p>		<p>Model # <b>29706</b>      <i>22 Brake Washer Supplies</i>  Part # 629706  <b>Cartridge Filter for Model 1450</b></p>
	<p>Model # <b>7330</b>      <i>20 Bleeders / Bleeder Adapters</i>  Part # 907330  <b>Reservoir Adapter - Universal, Open Top Dual Reservoir - 3 1/2" x 6 1/4" (89 x 159mm)</b></p>		<p>Model # <b>297066</b>      <i>22 Brake Washer Supplies</i>  Part # 6297066  <b>Cartridge Filter for Model 1450 - package of 6</b></p>
	<p>Model # <b>7331</b>      <i>20 Bleeders / Bleeder Adapters</i>  Part # 907331  <b>Reservoir Adapter - Universal Round, Open Top - 4 1/8" (104.2mm)</b></p>		<p>Model # <b>297101</b>      <i>22 Brake Washer Supplies</i>  Part # 6297101  <b>Cleaning Solution (Models 1450 and 1350) 1 qt.</b></p>
	<p>Model # <b>7332</b>      <i>20 Bleeders / Bleeder Adapters</i>  Part # 907332  <b>Reservoir Adapter - GM By-Pass</b></p>		<p>Model # <b>297106</b>      <i>22 Brake Washer Supplies</i>  Part # 6297106  <b>Cleaning Solution package of 6 - 1 qt.</b></p>
	<p>Model # <b>7335</b>      <i>20 Bleeders / Bleeder Adapters</i>  Part # 907335  <b>Reservoir Adapter - GM / Ford-Open Top, Dual Rsrvs - 4.25" x 8.25" (107.95 x 209.55mm)</b></p>		<p>Model # <b>40980</b>      <i>24 Miscellaneous Brake Service Tools</i>  Part # 940980  <b>D-Clamps, 4 Pack, Small 1/8" (3mm) - 5/16" (8mm), Used to Pinch Off Hoses for Brake Service Diagnosis</b></p>
	<p>Model # <b>7374</b>      <i>20 Bleeders / Bleeder Adapters</i>  Part # 907374  <b>Adapter Hose - Permits Other Brake Bleeders To Be Used With Ammco Reservoir Adapters</b></p>		<p>Model # <b>40981</b>      <i>24 Miscellaneous Brake Service Tools</i>  Part # 940981  <b>D-Clamps, 3 Pack, Small - Medium &amp; Large, Used to Pinch Off Hoses for General Service &amp; Diagnosis, Range 1/8" - 2&amp;1/4" (3mm - 57mm)</b></p>
	<p>Model # <b>1450</b>      <i>21 Brake Washer Options</i>  Part # 601450  <b>Deluxe Brake Washer</b></p>		<p>Model # <b>3568</b>      <i>25 Model #500 Engine Cylinder Hone &amp; Related Items</i>  Part # 903568  <b>Drive Shank Extension</b></p>
	<p>Model # <b>29700</b>      <i>22 Brake Washer Supplies</i>  Part # 629700  <b>Filter Sock for Model 1450 and 1350</b></p>		<p>Model # <b>388</b>      <i>25 Model #500 Engine Cylinder Hone &amp; Related Items</i>  Part # 900388  <b>Stone Carrier Set - 2 1/2" To 3 15/16" (63.5 To 100mm) - Pkg of 4</b></p>
	<p>Model # <b>297006</b>      <i>22 Brake Washer Supplies</i>  Part # 6297006  <b>Filter Sock for Model 1450 and 1350 - package of 6</b></p>		<p>Model # <b>389</b>      <i>25 Model #500 Engine Cylinder Hone &amp; Related Items</i>  Part # 900389  <b>Stone Carrier Set - 3 5/16" To 4 1/8" (84 To 105mm) - Pkg of 4</b></p>




**AMMCO**


**EQUIP., OPT., ACC., TOOLS**




Model # **3933** *25 Model #500 Engine Cylinder Hone & Related Items*  
 Part # 903933  
**Stone Set - Fine - 320 Grit, 2 Stones, 2 felts**




Model # **39331** *25 Model #500 Engine Cylinder Hone & Related Items*  
 Part # 9039331  
**Stone Set - Fine - 320 Grit, 4 Stones**




Model # **500** *25 Model #500 Engine Cylinder Hone & Related Items*  
 Part # 900500  
**Hone, Cylinder. Range - 2&1/2" to 4&1/8" (63.5 to 105mm)**




Model # **619** *25 Model #500 Engine Cylinder Hone & Related Items*  
 Part # 900619  
**Stone Set - Roughing - 60 Grit, 2 Stones, 2 Felts**




Model # **6191** *25 Model #500 Engine Cylinder Hone & Related Items*  
 Part # 9006191  
**Stone Set - Roughing - 60 Grit - 4 Stones**




Model # **620** *25 Model #500 Engine Cylinder Hone & Related Items*  
 Part # 900620  
**Stone Set - Medium - 220 Grit, 2 Stones, 2 Felts**




Model # **6201** *25 Model #500 Engine Cylinder Hone & Related Items*  
 Part # 9006201  
**Stone Set - Medium - 220 Grit - 4 Stones**




Model # **621** *25 Model #500 Engine Cylinder Hone & Related Items*  
 Part # 900621  
**Stone Set - Polishing - 400 Grit, 2 Stones, 2 Felts**




Model # **6211** *25 Model #500 Engine Cylinder Hone & Related Items*  
 Part # 9006211  
**Stone Set - Polishing - 400 Grit, 4 Stones**




Model # **3800** *26 Model #3800 Engine Cylinder Hones & Related*  
 Part # 903800  
**Hone - Cylinder Surfacing, Range: 2" To 7" (50.8 To 177.8mm) For Cars & Trucks**




Model # **3810** *26 Model #3800 Engine Cylinder Hones & Related*  
 Part # 903810  
**Stone Set - 280 Grit**




Model # **3833** *26 Model #3800 Engine Cylinder Hones & Related*  
 Part # 903833  
**Stone Set - 400 Grit**




Model # **3838** *26 Model #3800 Engine Cylinder Hones & Related*  
 Part # 903838  
**Drive - Flexible**




Model # **3840** *26 Model #3800 Engine Cylinder Hones & Related*  
 Part # 903840  
**Stone Set - 180 Grit**




Model # **4040** *26 Model #3800 Engine Cylinder Hones & Related*  
 Part # 904040  
**Stone Set - 100 Grit**




Model # **1880** *27 Model #3950 Small Engine Cylinder Hones & Related*  
 Part # 901880  
**Drive Shank - Standard With #3950 Hone, Includes #8554 Depth Stop**




Model # **3950** *27 Model #3950 Small Engine Cylinder Hones & Related*  
 Part # 903950  
**Hone - Small Engine Cylinder, Range: 1 7/8" To 2 3/4" (47.6 To 69.8mm)**



Model # **3951** *27 Model #3950 Small Engine Cylinder Hones & Related*  
 Part # 903951  
**Stone Set - 60 Grit - 1 7/8" To 2 3/4" (47.6 To 69.8mm) 2 stones, 2 felts**



Model # **39511** *27 Model #3950 Small Engine Cylinder Hones & Related*  
 Part # 9039511  
**Stone Set - 60 Grit - 1 7/8" To 2 3/4" (47.6 To 69.8mm) 4 stones**




Model # **3952** *27 Model #3950 Small Engine Cylinder Hones & Related*  
 Part # 903952  
**Stone Set - 220 Grit - Range: 1 7/8" To 2 3/4" (47.6 To 69.8mm) 2 Stones, 2 Felts**






**AMMCO**


**EQUIP., OPT., ACC., TOOLS**




Model # 39521      *27 Model #3950 Small Engine Cylinder Hones & Relat*  
Part # 9039521  
**Stone Set - 220 Grit - Range: 1 7/8" To 2 3/4" (47.6 To 69.8mm) 4 Stones**




Model # 8288      *28 Model #8275 Small Engine Cylinder Hones & Relat*  
Part # 908288  
**Stone Set - 220 Grit**




Model # 3953      *27 Model #3950 Small Engine Cylinder Hones & Relat*  
Part # 903953  
**Stone Set - 60 Grit - 2 3/4" To 3 5/8" (69.8 To 92mm) 2 Stones, 2 Felts**




Model # 8550      *29 Model #8550 "Midget" Engine Cylinder Hones & Re*  
Part # 908550  
**Hone - Cylinder, Midget, Range: 1 3/8" To 2" (35 To 50.8mm)**




Model # 39531      *27 Model #3950 Small Engine Cylinder Hones & Relat*  
Part # 9039531  
**Stone Set - 60 Grit - 2 3/4" To 3 5/8" (69.8 To 92mm) 4 Stones**




Model # 8554      *29 Model #8550 "Midget" Engine Cylinder Hones & Re*  
Part # 908554  
**Depth Stop - Also Used With #3950 Hones**




Model # 3954      *27 Model #3950 Small Engine Cylinder Hones & Relat*  
Part # 903954  
**Stone Set - 220 Grit - Range: 2 3/4" To 3 5/8" (69.8 To 92mm) 2 Stones, 2 Felts**



Model # 8556      *29 Model #8550 "Midget" Engine Cylinder Hones & Re*  
Part # 908556  
**Drive Shank**




Model # 39541      *27 Model #3950 Small Engine Cylinder Hones & Relat*  
Part # 9039541  
**Stone Set - 220 Grit - Range: 2 3/4" To 3 5/8" (69.8 To 92mm) 4 Stones**



Model # 8560      *29 Model #8550 "Midget" Engine Cylinder Hones & Re*  
Part # 908560  
**Stone Set - Finishing - 220 Grit - Range: 1 3/8" To 2" (35 To 50.8mm) 2 Stones, 2 Felts**



Model # 3955      *27 Model #3950 Small Engine Cylinder Hones & Relat*  
Part # 903955  
**Stone Set - 320 Grit For Aluminum, Range: 1 7/8" To 2 3/4" (47.6 To 69.8mm) 2 Stones, 2 Felts**



Model # 85601      *29 Model #8550 "Midget" Engine Cylinder Hones & Re*  
Part # 9085601  
**Stone Set - Finishing - 220 Grit - Range: 1 3/8" To 2" (35 To 50.8mm) 4 Stones**




Model # 39551      *27 Model #3950 Small Engine Cylinder Hones & Relat*  
Part # 9039551  
**Stone Set - 320 Grit For Aluminum, Range: 1 7/8" To 2 3/4" (47.6 To 69.8mm) 4 Stones**




Model # 8588      *29 Model #8550 "Midget" Engine Cylinder Hones & Re*  
Part # 908588  
**Stone Set - Roughing - 60 Grit - Range: 1 3/8" To 2" (35 To 50.8mm) 2 Stones, 2 Felts**




Model # 3956      *27 Model #3950 Small Engine Cylinder Hones & Relat*  
Part # 903956  
**Stone Set - 320 Grit For Aluminum, Range: 2 3/4" To 3 5/8" (69.8 To 92mm) 2 Stones, 2 Felts**




Model # 85881      *29 Model #8550 "Midget" Engine Cylinder Hones & Re*  
Part # 9085881  
**Stone Set - Roughing - 60 Grit - Range: 1 3/8" To 2" (35 To 50.8mm) 4 Stones**




Model # 3957      *27 Model #3950 Small Engine Cylinder Hones & Relat*  
Part # 903957  
**Springs - Stone Retainer - Package of 12**



Model # 8589      *29 Model #8550 "Midget" Engine Cylinder Hones & Re*  
Part # 908589  
**Stone Set - Roughing - 60 Grit - Range: 2" To 2 5/8" (50.8 To 66.7mm) 2 Stones, 2 Felts**



Model # 8275      *28 Model #8275 Small Engine Cylinder Hones & Relat*  
Part # 908275  
**Hone - Surfacing, Small Engine, Range: 1 1/2" To 3 1/2" (38.1 To 88.9mm)**



Model # 85891      *29 Model #8550 "Midget" Engine Cylinder Hones & Re*  
Part # 9085891  
**Stone Set - Roughing - 60 Grit - Range: 2" To 2 5/8" (50.8 To 66.7mm) 4 Stones**





**AMMCO**

**EQUIP., OPT., ACC., TOOLS**




Model # **8590**      *29 Model #8550 "Midget"  
Engine Cylinder Hones  
& Re*  
Part # *908590*

**Stone Set - Finishing - 220 Grit - Range:  
2" To 2 5/8" (50.8 To 66.7mm) 2 Stones, 2  
Felts**



Model # **85901**      *29 Model #8550 "Midget"  
Engine Cylinder Hones  
& Re*  
Part # *9085901*

**Stone Set - Finishing - 220 Grit - Range:  
2" To 2 5/8" (50.8 To 66.7mm) 4 Stones**



Model # **8328**      *31 Compressors &  
Expanders*  
Part # *908328*

**Compressor - Small Engine Valve Spring**



Model # **8330**      *31 Compressors &  
Expanders*  
Part # *908330*

**Expander - Piston Ring, 3" - 4 1/4" (76.2  
To 114.3mm)**

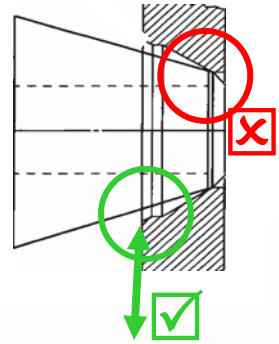


Model # **8344**      *31 Compressors &  
Expanders*  
Part # *908344*

**Compressor - Piston Ring, Four Band - 3  
1/2" - 7" (89 To 178mm), 6 1/2" (165mm)  
Depth**

## The Center Isn't What it Used to Be

- Many alloy wheels do not have a simple tapered center any more.
- There are a number of different taper angles being used.
- Plus, after the structural part of the center, the wheel may have a narrow cosmetic front.
- **It is critical for accurate balancing that the cone supports the wheel on the structural taper.**
- Incorrect contact can allow the wheel to move while on the balancer, giving false readings or chasing weights.




### Back Cone Spacer

Allows for the standard "D" cone to be used as a back one on an 850 through XR Series Balancers. Often needed for applications using the #4 pin plate. 2 versions, 1 for most Coats Models, 1 for new 775 / 875 / 1175 / 6275



### Short Cone

Required to prevent contact with the cosmetic face found on Cadillac Seville, Olds Silhouette, Pontiac Grand Prix & Trans Sport and Chrysler LH Chassis models.



### Ford ULA Cone

The Ultra Low Angle Cone is specified by Ford to be used on 2003 and newer F150, Expedition & Navigator wheels in conjunction with a pin plate or finger plate.



### Light Truck Back & Tacoma Cones

These cones are designed to allow for back coning of some light truck wheels. Can be used on any balancer but are required for light truck back coning on 775/875/1175.

### Specialty Cones & Spacer

	28mm	40mm	Range
Ultra Low Angle Cone, Ford	81144441	81141821	TBA
Short Cone	8112420	8112421	2.65" - 3.025"
Light Truck Back Cone	8111539		3.281" - 4.05"
Tacoma Cone	8500035201	81136871	3.281" - 4.44"
Light Truck Back Cone Spacer, Standard*	8111935	8111935	Straight 5.25"
*Spacer for 775/875/1175 balancers		8560639401	Straight 5.25"

### In Between Cones (Tweener)

Supplemental set for wheels with shallow wheel centers. Shallow cone angles provide more accurate mounting. Example vehicles requiring these cones include Ford Edge and Chevy Malibu.

### Tweener Cones

	28mm	40mm	Range
Cone Set (4)	85000340	8113795	1.62" - 3.45"
Miniature	8500033601	8113796	1.62" - 2.33"
Small	8500033701	8113797	2.05" - 2.76"
Medium	8500033801	8113798	2.44" - 3.15"
Large	8500033901	8113799	2.8" - 3.45"

### Conventional Light Truck Cone Kit, For use with model 700 balancers

	28mm	Range
Light Truck Cone Kit	8309067	3.375" - 5.88"
Light Truck Cone Kit	8309069	3.375" - 5.88"
Cone Only	8309069	3.375" - 5.88"
Backing Plate	8309068	Tapered



### Light Truck Cone Kit

Used for front coning light truck wheels. Cone mounting is quick and easy. The steel backing plate spaces out medium offsets and ensures wheels are held solidly. Good for most light truck wheels including some duallies.



#### Improved Light Truck Cone Kit

	28mm	40mm	Range
Cone Kit	8113276C	8113277C	4.8" - 6.8"
Cone only	8113279	8113280	4.8" - 6.8"
Backing Plate only	8113060C	8113061C	8"

### Balancer Chucks

- Balancing some light truck wheels on a cone can be challenging. The greater the offset, the greater the challenge. If the wheel is not sitting straight on the cone, balancers will give false readings.
- The 3 jaw chuck eliminates issues with cone seating providing the **MOST ACCURATE** balancing.



Balancer Chucks	28mm	40mm	2"	Range
Standard Balancer Chuck w/Plate	8113326C	8113330C		3.13" - 7.13"
Extension jaws for Std. Chuck	85000856	85000856		extend to 9.125"
Front Plate, Optional for Ext. Jaws	8111828	8111850		10"
Heavy Duty Balancer Chuck w/Plate		85009088	85009086	8" - 12"
Front Plate		85009089	85009087	12"

### Deep Offset Adapters

- For fleet operators needing the accuracy of a chuck and the speed of a cone.
- For specific center sizes found on some Ford 19.5" & 16" or GM & Chrysler 16" wheels.
- Customers must check wheel center sizes closely.



Off Set Plates	28mm	40mm	2"	Range
Fed-Ex Plate with Backing	8112982	8112984	8112986	
Fed-Ex Plate	8112952	8112985	8112987	8.627" - 8.7"
Backing Plate	8112828	8111850	8109832	10"
Deep Offset Plate Set (3)	8113041C	8113042	8113043	
Ford Double Sided Plate	8113032	8113033	8113034	4.922" & 6.693"
GM/Chrysler Double Sided Plate	8113057	8113058	8113059	4.561" & 4.766"
Backing Plate	8113060C	8113061	8113062	8"
Toyota Kit with Pin Plate		85009945		
Toyota Plate, 5 bolt x 150mm		8500068801		
Toyota Plate, 6 bolt x 5.50"		8500068301		

### Baby Budd Cone

	28mm	40mm	2"	Range
Cone and Backing Plate Kit	8111829C	8111853C	8109877	8.52" - 8.89"
Cone only	8111827	8111851	8109844	8.52" - 8.89"
Backing Plate	8111828	8111850	8109832	10"

(For Hub Piloted Budd Style Wheels including 19.5")




**Budd Adapter for Heavy Duty Balancers:** Standard Center Adapter Stud Piloted Wheel Patterns 8x275mm, 10x11.25", 10x335mm





















8143935 for 22.5" & 24.5"

### Dayton Adapters for Heavy Duty Balancers

Standard Center Adapter	8110785	20" - 22.5"
Extension Kit for Standard Adapter	8110786	24.5" - 26"























## EQUIP., OPT., ACC., TOOLS

 <p>Model # 114335 Part # 8114335</p> <p><b>1250 Balancer Basic Passenger Car Coverage Kit, 28mm</b></p>	 <p>Model # 110412 Part # 8110412</p> <p><b>Cone, Large, Std. C, 1.125" (28mm) I.D., Range: 3.00"-3.60" (76.20-91.44mm), (3 Cone System - From March 1992)</b></p>
 <p>Model # 114337 Part # 8114337</p> <p><b>1250 Balancer Extended Passenger Car Coverage Kit, 28mm</b></p>	 <p>Model # 111539 Part # 8111539</p> <p><b>Lt. Truck back cone, 1.125" (28mm) I.D., Range: 3.25-4.05" (82.55-102.87)</b></p>
 <p>Model # 114338 Part # 8114338</p> <p><b>1250 Balancer Premium Passenger &amp; Light Truck Coverage Kit, 28mm</b></p>	 <p>Model # 111827 Part # 8111827</p> <p><b>Cone, 1.125" (28mm) I.D., for 19.5" hub centered wheels with centerhole from 8.52" to 8.89" (216.41-225.81mm)</b></p>
 <p>Model # 5009974 Part # 8500997401</p> <p><b>1250 Balancer Basic Passenger Car Coverage Kit, 40mm</b></p>	 <p>Model # 111828 Part # 8111828</p> <p><b>Backing Plate, 1.125" (28mm) I.D., for 19.5" hub centered wheels with centerhole from 8.52" to 8.89" (216.41-225.81mm)</b></p>
 <p>Model # 5009976 Part # 85009976</p> <p><b>1250 Balancer Extended Passenger Car Coverage Kit, 40mm</b></p>	 <p>Model # 111829C Part # 8111829C</p> <p><b>Kit, Truck, 1.125" (28mm) I.D., Spacer &amp; Cone for 19.5" hub centered wheels with centerhole from 8.52" to 8.89" (216.41-225.81mm) (same as 109877 for</b></p>
 <p>Model # 5009977 Part # 85009977</p> <p><b>1250 Balancer Premium Passenger Car &amp; Light Coverage Kit, 40mm</b></p>	 <p>Model # 111935 Part # 8111935</p> <p><b>Spacer, light truck back cone, For Coats Balancers (NOT for use on 775/875/1175), Allows back coning of wheels with up to 5.20" (132.08mm) center-holes</b></p>
 <p>Model # 113592 Part # 8113592</p> <p><b>Link for Model 520 Wheel Lift, Connects Lift to Coats Model 950, 1050, 1250, &amp; XR Series Balancers &amp; Eliminates Bolting Lift into Floor</b></p>	 <p>Model # 112420 Part # 8112420</p> <p><b>Short Cone, Balancer, 1.125" (28mm) i.d., Range 2.650" - 3.025" (67.31-76.84mm)</b></p>
 <p>Model # 520 Part # 8111934</p> <p><b>Wheel Lift for Coats Balancers, pneumatic, self-centering, supports up to 175lbs, tire diameters up to 33"</b></p>	 <p>Model # 112982 Part # 8112982</p> <p><b>Offset Wheel Adapter Kit, 1.125" (28mm) I.D., Adapter &amp; Backing Plate for 19.5" FedEx Wheel, 8.67"</b></p>
 <p>Model # 110410 Part # 8110410</p> <p><b>Cone, Small, Std. A - 1.125" (28mm) I.D., Range: 1.75"-2.25" (44.45-57.15mm), (3 Cone System - From March 1992)</b></p>	 <p>Model # 113032 Part # 8113032</p> <p><b>Offset Truck Wheel Adapter, Ford Double Sided Adapter, 1.125" (28mm) I.D.</b></p>
 <p>Model # 110411 Part # 8110411</p> <p><b>Cone, Medium, Std. B, - 1.125" (28mm) I.D., Range: 2.25"-3.00" (57.15-76.20mm), (3 Cone System - From March 1992)</b></p>	 <p>Model # 113041C Part # 8113041C</p> <p><b>Offset Truck Wheel Adapter Set, 1.125" (28mm) I.D., Ford Double Sided Adapter, GM/Chrysler 16" Double Sided Adapter, &amp; Backing Plate</b></p>



## EQUIP., OPT., ACC., TOOLS

 <p>Model # 113057 Part # 8113057</p> <p>03 1.125"/28MM I.D. - Adap., Cones &amp; Face Plates</p> <p><b>Offset Truck Wheel Adapter, GM/Chrysler Double Sided Adapter, 1.125" (28mm) I.D.</b></p>	 <p>Model # 308096 Part # 8308096</p> <p>03 1.125"/28MM I.D. - Adap., Cones &amp; Face Plates</p> <p><b>Cone, Small - 2.25"-2.62" Ctr Holes - For 600, 650, 850, 1001, 1004 (4 Cone System - Prior to March 1992)</b></p>
 <p>Model # 113060C Part # 8113060C</p> <p>03 1.125"/28MM I.D. - Adap., Cones &amp; Face Plates</p> <p><b>Metal Backing Plate, 1.125" (28mm) I.D., 7.91" O.D., used with Offset Truck Wheel Adapters &amp; Improved Light Truck Front Cone Kit</b></p>	 <p>Model # 308097 Part # 8308097</p> <p>03 1.125"/28MM I.D. - Adap., Cones &amp; Face Plates</p> <p><b>Cone, Medium - 2.62"-3.00" Ctr Holes - For 600, 650, 850, 1001, 1004 (4 Cone System - Prior to March 1992)</b></p>
 <p>Model # 113223 Part # 8113223</p> <p>03 1.125"/28MM I.D. - Adap., Cones &amp; Face Plates</p> <p><b>VW / Porsche Adapter, 28mm I.D., Bolt Circle Plate with Threaded Holes, 5x205mm, 5x130mm, Use vehicle lug bolts to attach wheel</b></p>	 <p>Model # 308098 Part # 8308098</p> <p>03 1.125"/28MM I.D. - Adap., Cones &amp; Face Plates</p> <p><b>Cone, Large - 3.00"-3.25" Center Holes - For 600, 650, 850, 1001, 1004 (4 Cone System - Prior to March 1992)</b></p>
 <p>Model # 113276C Part # 8113276C</p> <p>03 1.125"/28MM I.D. - Adap., Cones &amp; Face Plates</p> <p><b>Improved Light Truck Front Cone Kit, 28mm I.D., Double Sided Cone &amp; Metal Backing Plate, Range: 4.80"-6.80"</b></p>	 <p>Model # 308101 Part # 8308101</p> <p>03 1.125"/28MM I.D. - Adap., Cones &amp; Face Plates</p> <p><b>Spring - For Models 600, 650, 700, 850, 1001, 1004 (4 Cone system - Prior to March 1992)</b></p>
 <p>Model # 113279 Part # 8113279</p> <p>03 1.125"/28MM I.D. - Adap., Cones &amp; Face Plates</p> <p><b>Light Truck Front Cone, 28mm I.D., Double Sided, Range: 4.80"-6.80"</b></p>	 <p>Model # 308131 Part # 8308131</p> <p>03 1.125"/28MM I.D. - Adap., Cones &amp; Face Plates</p> <p><b>Lug Wrench - Combi Adapter - Star Wrench Assembly</b></p>
 <p>Model # 113326C Part # 8113326C</p> <p>03 1.125"/28MM I.D. - Adap., Cones &amp; Face Plates</p> <p><b>Balancer Chuck Kit 28mm I.D., Range: 3.13" to 7.13", 3 Jaw Chuck, XL Pressure Drum, Chuck Key</b></p>	 <p>Model # 308820 Part # 8308820</p> <p>03 1.125"/28MM I.D. - Adap., Cones &amp; Face Plates</p> <p><b>Spring - For Models 600, 650, 700, 850, 950, 1001, 1004, 1050, 1055 (3 Cone System - From March 1992)</b></p>
 <p>Model # 113456 Part # 8113456</p> <p>03 1.125"/28MM I.D. - Adap., Cones &amp; Face Plates</p> <p><b>Replacement Cone &amp; Spring Set, 28mm I.D., 4 cones &amp; spring</b></p>	 <p>Model # 309060 Part # 8309060</p> <p>03 1.125"/28MM I.D. - Adap., Cones &amp; Face Plates</p> <p><b>Combi Adapter Kit (3, 4, 5, 6, 8, 10 Lug), 1.125" (28mm) I.D., Range: 3" - 8" (75mm - 208mm)</b></p>
 <p>Model # 1144441 Part # 81144441</p> <p>03 1.125"/28MM I.D. - Adap., Cones &amp; Face Plates</p> <p><b>Ultra Low Angle 3° Cone - Ford F150, 28mm; best used with Fixed Finger Plate, ffp12a</b></p>	 <p>Model # 309067 Part # 8309067</p> <p>03 1.125"/28MM I.D. - Adap., Cones &amp; Face Plates</p> <p><b>Cone Kit, Light Trucks Up To One Ton, 1.125" (28mm) I.D., Range: 3.375" To 5.88" (85.73-149.35mm), For models 600, 650, 700</b></p>
 <p>Model # 308069 Part # 8308069</p> <p>03 1.125"/28MM I.D. - Adap., Cones &amp; Face Plates</p> <p><b>Cone, Miniature-1.70-2.25" Ctr Holes - For 600, 650, 700, 850, 1001, 1004 (4 Cone System - Prior to March 1992)</b></p>	 <p>Model # 309068 Part # 8309068</p> <p>03 1.125"/28MM I.D. - Adap., Cones &amp; Face Plates</p> <p><b>Spacer - Light Trucks - 600, 650, 700, Used with 309069 cone.</b></p>
 <p>Model # 308095 Part # 8308095</p> <p>03 1.125"/28MM I.D. - Adap., Cones &amp; Face Plates</p> <p><b>Cone, Light Truck, Std. D- 1.125" (28mm) I.D., Range: 3.375"-5.00" (85.73-132.08mm)</b></p>	 <p>Model # 309069 Part # 8309069</p> <p>03 1.125"/28MM I.D. - Adap., Cones &amp; Face Plates</p> <p><b>Cone, Lt. Truck-3.375"-5.88" Ctr.Holes-For 600,650,700, used with 8309068 spacer.</b></p>

## EQUIP., OPT., ACC., TOOLS

 <p>Model # 5000340     03 1.125"/28MM I.D. - Adap., Cones &amp; Face Plates Part # 85000340 <b>In-Between Cone Set, 28MM</b></p>	 <p>Model # 112107     04 40mm I.D. - Adapters, Cones &amp; Face Plates Part # 8112107 <b>Spring, Back Cone, 40mm</b></p>
 <p>Model # 5000352     03 1.125"/28MM I.D. - Adap., Cones &amp; Face Plates Part # 8500035201 <b>Special Applications Light Truck Cone-28mm, Range 3.28" - 4.44"</b></p>	 <p>Model # 112421     04 40mm I.D. - Adapters, Cones &amp; Face Plates Part # 8112421 <b>Short Cone, Balancer, 40mm i.d., Range 2.650" - 3.025" (67.31-76.84mm)</b></p>
 <p>Model # 109832     04 40mm I.D. - Adapters, Cones &amp; Face Plates Part # 8109832 <b>PLATE-BACKING, 40mm id, 10"od, for use with 8109844 Truck Cone.</b></p>	 <p>Model # 112784     04 40mm I.D. - Adapters, Cones &amp; Face Plates Part # 8112784 <b>Combi Adapter Kit (3, 4, 5, 6, 8, 10 Lug), 40mm I.D., Range: 3" - 8" (75mm - 208mm)</b></p>
 <p>Model # 109844     04 40mm I.D. - Adapters, Cones &amp; Face Plates Part # 8109844 <b>CONE,HUB CENTERED WHEEL, Truck, 40mm I.D., for 19.5" hub centered wheels with centerhole from 8.52" to 8.89" (216.41-225.81mm), used with 8109832</b></p>	 <p>Model # 112984     04 40mm I.D. - Adapters, Cones &amp; Face Plates Part # 8112984 <b>Offset Wheel Adapter Kit, 40mm I.D., Adapter &amp; Backing Plate for 19.5" FedEx Wheel, 8.67"</b></p>
 <p>Model # 111853C     04 40mm I.D. - Adapters, Cones &amp; Face Plates Part # 8111853C <b>Kit, Truck, 40mm I.D., Spacer &amp; Cone for 19.5" hub centered wheels with centerhole from 8.52" to 8.89" (216.41-225.81mm) (same as 109877 for</b></p>	 <p>Model # 112985     04 40mm I.D. - Adapters, Cones &amp; Face Plates Part # 8112985 <b>ADAPTER- Deep Offset Plate Only, Fed-Ex 19.5" rims, 8.67" centre, 40mm</b></p>
 <p>Model # 111935     04 40mm I.D. - Adapters, Cones &amp; Face Plates Part # 8111935 <b>Spacer, light truck back cone, For Coats Balancers (NOT for use on 775/875/1175), Allows back coning of wheels with up to 5.20" (132.08mm) center-holes</b></p>	 <p>Model # 113033     04 40mm I.D. - Adapters, Cones &amp; Face Plates Part # 8113033 <b>Offset Truck Wheel Adapter, Ford Double Sided Adapter, 40mm I.D.</b></p>
 <p>Model # 112098     04 40mm I.D. - Adapters, Cones &amp; Face Plates Part # 8112098 <b>Cone, Small, Std. A, 40mm I.D., Range: 1.75-2.25" (44.45-57.15mm)</b></p>	 <p>Model # 113042C     04 40mm I.D. - Adapters, Cones &amp; Face Plates Part # 8113042C <b>Offset Truck Wheel Adapter Set, 40mm I.D., Ford Double Sided Adapter, GM/Chrysler Double Sided Adapter, &amp; Backing Plate</b></p>
 <p>Model # 112099     04 40mm I.D. - Adapters, Cones &amp; Face Plates Part # 8112099 <b>Cone, Med. Std. B, 40mm I.D., Range: 2.25-3.00" (57.15-76.20mm)</b></p>	 <p>Model # 113058     04 40mm I.D. - Adapters, Cones &amp; Face Plates Part # 8113058 <b>Offset Truck Wheel Adapter, GM/Chrysler Double Sided Adapter, 40mm I.D.</b></p>
 <p>Model # 112100     04 40mm I.D. - Adapters, Cones &amp; Face Plates Part # 8112100 <b>Cone, Large, Std. C, 40mm I.D., Range: 3.00-3.60" (76.20-91.44mm)</b></p>	 <p>Model # 113061C     04 40mm I.D. - Adapters, Cones &amp; Face Plates Part # 8113061C <b>Metal Backing Plate, 40mm I.D., 7.91" O.D., used with Offset Truck Wheel Adapters &amp; Improved Light Truck Front Cone Kit</b></p>
 <p>Model # 112101     04 40mm I.D. - Adapters, Cones &amp; Face Plates Part # 8112101 <b>Cone, Light Truck, Std. D, 40mm I.D., Range:3.375-5.00", (85.73-132.08mm)</b></p>	 <p>Model # 113228     04 40mm I.D. - Adapters, Cones &amp; Face Plates Part # 8113228 <b>VW / Porsche Adapter, 40mm I.D., Bolt Circle Plate with Threaded Holes, 5x205mm, 5x130mm, Use vehicle lug bolts to attach wheel</b></p>

## EQUIP., OPT., ACC., TOOLS

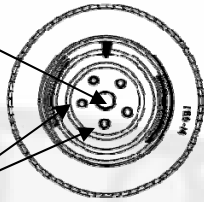
 <p>Model # 113277C <i>04 40mm I.D. - Adapters, Cones &amp; Face Plates</i> Part # 8113277C <b>Improved Light Truck Front Cone Kit, 40mm I.D., Double Sided Cone &amp; Metal Backing Plate, Range: 4.80"-6.80"</b></p>	 <p>Model # 5009089 <i>04 40mm I.D. - Adapters, Cones &amp; Face Plates</i> Part # 85009089 <b>Metal Plate- 40mm I.D., Heavy Duty Balancer Chuck</b></p>
 <p>Model # 113280 <i>04 40mm I.D. - Adapters, Cones &amp; Face Plates</i> Part # 8113280 <b>Light Truck Front Cone, 40mm I.D., Double Sided, Range: 4.80"-6.80"</b></p>	 <p>Model # 5009945 <i>04 40mm I.D. - Adapters, Cones &amp; Face Plates</i> Part # 85009945 <b>Toyota Truck Kit with Fixed Finger Plate and 2 Direct Fit Offset Plates</b></p>
 <p>Model # 113330C <i>04 40mm I.D. - Adapters, Cones &amp; Face Plates</i> Part # 8113330C <b>Balancer Chuck Kit 40mm I.D., Range: 3.13" to 7.13", 3 Jaw Chuck, XL Pressure Drum, Chuck Key</b></p>	 <p>Model # 5009968 <i>04 40mm I.D. - Adapters, Cones &amp; Face Plates</i> Part # 85009968 <b>PLATE-Fixed Finger, Toyota, 6 x 5.5" &amp; 5 x 150mm, 40mm, PKG</b></p>
 <p>Model # 1136871 <i>04 40mm I.D. - Adapters, Cones &amp; Face Plates</i> Part # 81136871 <b>Special Applications Light Truck Cone-40mm, Range 3.28"-4.44"</b></p>	 <p>Model # 5606394 <i>04 40mm I.D. - Adapters, Cones &amp; Face Plates</i> Part # 8560639401 <b>Spacer, light truck back cone, For Coats 775/875/1175 Balancers, Allows back coning of wheels with up to 5.20" (132.08mm) center-holes</b></p>
 <p>Model # 113795 <i>04 40mm I.D. - Adapters, Cones &amp; Face Plates</i> Part # 8113795 <b>In-Between Cone Set, 40MM</b></p>	 <p>Model # 113113 <i>05 1.125"/28MM I.D. Pin, Fix. Fing., &amp; Stud Plates</i> Part # 8113113 <b>Hole Gauge for Pin-Plates</b></p>
 <p>Model # 1141821 <i>04 40mm I.D. - Adapters, Cones &amp; Face Plates</i> Part # 81141821 <b>ULA 3° Cone - Ford F150, 40mm; best used with Fixed Finger Plate, ffp12b</b></p>	 <p>Model # 113120 <i>05 1.125"/28MM I.D. Pin, Fix. Fing., &amp; Stud Plates</i> Part # 8113120 <b>8 Pack of Pins, 24x80mm, Bullet Nose</b></p>
 <p>Model # 5000683 <i>04 40mm I.D. - Adapters, Cones &amp; Face Plates</i> Part # 8500068301 <b>Toyota Offset Adapter (6x5.50), 40mm I.D, included in kit 85009945.</b></p>	 <p>Model # 113122 <i>05 1.125"/28MM I.D. Pin, Fix. Fing., &amp; Stud Plates</i> Part # 8113122 <b>5 Pack of Pins, 22x60mm, Funnel Nose - Short</b></p>
 <p>Model # 5000688 <i>04 40mm I.D. - Adapters, Cones &amp; Face Plates</i> Part # 8500068801 <b>Toyota Offset Adapter (5x150)- 40mm I.D, included in 85009945</b></p>	 <p>Model # 113206C <i>05 1.125"/28MM I.D. Pin, Fix. Fing., &amp; Stud Plates</i> Part # 8113206C <b>Fixed Finger Plate, ffp1a, 4x100mm &amp; 4x108mm, 4 Tapered Fingers, 1.125" (28mm) I.D.</b></p>
 <p>Model # 5000856 <i>04 40mm I.D. - Adapters, Cones &amp; Face Plates</i> Part # 85000856 <b>Balancer Chuck Extended Truck Jaws-9.125"</b></p>	 <p>Model # 113207C <i>05 1.125"/28MM I.D. Pin, Fix. Fing., &amp; Stud Plates</i> Part # 8113207C <b>Fixed Finger Plate, ffp2a, 4x114.3mm &amp; 4x108mm, 4 Tapered Fingers, 1.125" (28mm) I.D.</b></p>
 <p>Model # 5009088 <i>04 40mm I.D. - Adapters, Cones &amp; Face Plates</i> Part # 85009088 <b>Heavy Duty Balancer Chuck-40mm I.D., Range 8" - 12"</b></p>	 <p>Model # 113208C <i>05 1.125"/28MM I.D. Pin, Fix. Fing., &amp; Stud Plates</i> Part # 8113208C <b>Fixed Finger Plate, ffp3a, 5x100mm &amp; 5x108mm, 5 Tapered Fingers, 1.125" (28mm) I.D.</b></p>



## Sometimes The Hole Isn't The Center

- Aftermarket and a few OE wheels are designed so one model can fit many brands of vehicle. To do this, they enlarge the middle hole and center off the bolts.
- These wheels are called lug-centric or bolt centric.
- **It is critical for accurate balancing that the wheel centers on the balancer the way it centers on the car.**

Hub-Centric



Lug-Centric



### FIXED FINGER PLATES

- Each plate is set to one size and locked.
- Offers fast set up on the balancer.
- Ideal for very high volume shops with a full set or get just a few plates for fleet applications.



### PIN PLATES

- The most popular option.
- Four plates cover more than 95% of vehicles on the road.
- Faster set up than stud plates or combi adapters.
- Fewer plates than fixed finger plates to provide maximum coverage.
- Changeable pins allow for upgrading when new wheel styles come out.



### STUD PLATES

- Each plate is set to one size and locked.
- Plates are bolted to the wheel and the assembly is mounted on the balancer.
- Used when maximum accuracy is needed.



### COMBI ADAPTER

- A wide range of sizes in one unit.
- Can be time consuming to set up.
- Used in very low volume specialty applications or wheels without center holes.

8309060      28mm  
8112784      40mm



### WALL STORAGE

- Gets adapters up off the floor
- Easy to see and select



### BALANCER MATE

- Mobile Storage
- Position where you need it when you need it.



28mm (a)	40mm (b)	Fixed Finger Plates (FFP)	
8113206C	8113213C	ffp1, 4x100mm & 4x108mm,	PS1
8113207C	8113214C	ffp2, 4x114.3mm & 4x108mm,	PS1
8113208C	8113215C	ffp3, 5x100mm & 5x108mm,	PS1
8113209C	8113216C	ffp4, 5x114.3mm & 5x108mm,	PS1
8113210C	8113217C	ffp5, 5x115mm & 5x120.65mm,	PS1
8113211C	8113218C	ffp6, 5x112mm & 5x130mm,	PS2
8113212C	8113219C	ffp7, 5x120mm & 5x127mm,	PS1
8113689C	8113692C	ffp8, 6x4.5" & 6x5.5",	PS1
8113695C	8113699C	ffp9, 5x5.5" & 5x6.5",	PS1
8113714C	8113717C	ffp10, 5x135mm & 5x4.25",	PS1
8113702C	8113705C	ffp11, 8x6.5" & 6x127mm,	PS1
8113708C	8113711C	ffp12, 8x170mm & 6x135mm,	PS1
8113720C	8113723C	ffp13, 5x150mm & 5x110mm,	PS1
8114384C	8114385C	ffp14, 6x115mm,	PS1
85607465	85607456	ffp15, 8x180mm & 8x200mm,	PS1

**Fixed Finger Plates, Kits & Systems**

Essential Balancing Solutions Package: 8K1FFP28 8K1FFP40 Plates 1-7, Short Cone, Gage & Balancer Mate (Passenger Car Coverage)			
Preferred Balancing Solutions Package: 8K2FFP28 8K2FFP40 Kit 1 plus Bal. Chuck & Light Truck Cone kit (Car, Light Truck, & SUV Coverage)			
Premium Balancing Solutions Package: 8K3FFP28 8K3FFP40 Kit 1 plus Deep Offsets, Light Truck Cone Kit, Stud Plates 1-5 & 2 Bal. Mates (Car, Light & Medium Truck, & SUV Coverage)			
8KFFP285	8KFFP405	Fixed Finger Plates 1-5	
8KFFP287	8KFFP407	Fixed Finger Plates 1-7	

**Fixed Finger Plates, Extra Pins**

8114386	8114386	FFP Pin, PS 4 - Tapered-Short, 22x76mm, Package of 8
8114388	8114388	FFP Pin, PS 3 - Tapered-Long, 22x100mm, Package of 8
8113791	8113791	FFP Pin, PS 2 - Bullet, Package of 8, 20x100mm
8113792	8113792	FFP Pin, PS 1 - Tapered, Package of 8, 19x100mm

28mm	40mm	Stud Plates
8113375	8113374	6x5.5" Stud-Plate
8113376	8113381	8x6.5" Stud Plate
8113377	8113380	5 x5.5" Stud Plate
8113378	8113379	5x135mm Stud Plate
8113382	8113383	8x170mm, Stud Plate
85000434	85000435	5 x 150MM Stud Plate
8113223	8113228	VW Porsche Adapter, 5x205 & 5x130 (use the lug bolts from the

28mm	40mm	Pin Plates (PP)
8113831	8113837	Pin-Plate #1 4x100mm/4x108mm/4x110mm/4x4.50"/5x5.50"/5x6.50"/5x150mm, 5 Pins 22x60mm Funnel Nose
8113832	8113838	Pin-Plate #2 5x110mm/5x112mm/5x115mm/5x120mm/5x130mm, 5 Pins 22x60mm Funnel Nose
8113833	8113839	Pin-Plate #3 5x100mm/5x108mm/5x4.25"/5x4.50"/5x4.75"/5x5.00"/5x135mm, 5 Pins 22x60mm Funnel Nose
8113834	8113840	Pin-Plate #4 6x4.50"/6x5.50"/6x127mm/6x135mm/8x170mm/8x6.50"/6x115mm, 8 Pins, Tuner Style, 19x96mm

**Pin Plate, Kits & Systems**

8113835	8113841	Pin Plate System, Plates 1-4, three pin styles, training video, application measuring tool <small>(pin styles; bullet nose, short funnel nose &amp; tuner)</small>
8113836	8113842	Pin-Plate System with Wall Board Storage
8KPPBM28	8KPPBM40	Pin Plate System with Balancer Mate
8K1PP28	8K1PP40	Essential Balancing Solutions Package with Pin Plates, (Passenger Car Coverage), 8KPPBM** plus short cone
8K2PP28	8K2PP40	Preferred Balancing Solutions Package with Pin Plates, (Passenger Car, Light Truck, & SUV Coverage), Kit 1 plus a Balancer Chuck & Light Truck Cone Kit
8K3PP28	8K3PP40	Premium Balancing Solutions Package with Pin Plates, (Passenger Car, Light & Medium Truck, & SUV Coverage), Kit 1 plus Deep Offsets, Light Truck Cone Kit, Stud Plates 1-5 plus an extra Balancer Mate

**Pin Plate, Extra Pins**

8113120	8113120	8 Pack of Pins, 24x80mm, Bullet Nose
8113122	8113122	5 Pack of Pins, 22x60mm, Funnel Nose -
8113807	8113807	8 Pack of Pins, Tuner Style, 19x96mm
85000087	85000087	5 Pack of Pins- 38x66.5mm, Large End Funnel Nose








**Tools & Storage**

8113113	Hole Gauge for Pin-Plates	
8113224C	Storage Panel, 13 hook, for COATS Wheel Balancing Solutions	
8114051	Coats Balancer Mate	

## EQUIP., OPT., ACC., TOOLS

	<p>Model # 113209C 05 1.125"/28MM I.D. Pin, Fix. Fing., &amp; Stud Plates Part # 8113209C</p> <p><b>Fixed Finger Plate, ffp4a, 5x114.3mm &amp; 5x108mm, 5 Tapered Fingers, 1.125" (28mm) I.D.</b></p>		<p>Model # 113689C 05 1.125"/28MM I.D. Pin, Fix. Fing., &amp; Stud Plates Part # 8113689C</p> <p><b>Fixed Finger Plate, ffp8a, 6x4.5" &amp; 6x5.5", 6 Tapered Fingers, 28mm I.D.</b></p>
	<p>Model # 113210C 05 1.125"/28MM I.D. Pin, Fix. Fing., &amp; Stud Plates Part # 8113210C</p> <p><b>Fixed Finger Plate, ffp5a, 5x115mm &amp; 5x120.65mm, 5 Tapered Fingers, 1.125" (28mm) I.D.</b></p>		<p>Model # 113695C 05 1.125"/28MM I.D. Pin, Fix. Fing., &amp; Stud Plates Part # 8113695C</p> <p><b>Fixed Finger Plate, ffp9a, 5x5.5" &amp; 5x6.5", 5 Tapered Fingers, 28mm I.D.</b></p>
	<p>Model # 113211C 05 1.125"/28MM I.D. Pin, Fix. Fing., &amp; Stud Plates Part # 8113211C</p> <p><b>Fixed Finger Plate, ffp6a, 5x112mm &amp; 5x130mm, 5 Ball Seat Fingers, 1.125" (28mm) I.D.</b></p>		<p>Model # 113702C 05 1.125"/28MM I.D. Pin, Fix. Fing., &amp; Stud Plates Part # 8113702C</p> <p><b>Fixed Finger Plate, ffp11a, 8x6.5" &amp; 6x127mm, 8 Tapered Fingers, 28mm I.D.</b></p>
	<p>Model # 113212C 05 1.125"/28MM I.D. Pin, Fix. Fing., &amp; Stud Plates Part # 8113212C</p> <p><b>Fixed Finger Plate, ffp7a, 5x120mm &amp; 5x127mm, 5 Tapered Fingers, 1.125" (28mm) I.D.</b></p>		<p>Model # 113708C 05 1.125"/28MM I.D. Pin, Fix. Fing., &amp; Stud Plates Part # 8113708C</p> <p><b>Fixed Finger Plate, ffp12a, 8x170mm &amp; 6x135mm, 8 Tapered Fingers, 28mm I.D.</b></p>
	<p>Model # 113224C 05 1.125"/28MM I.D. Pin, Fix. Fing., &amp; Stud Plates Part # 8113224C</p> <p><b>Storage Panel, 13 hook, for COATS Wheel Balancing Solutions</b></p>		<p>Model # 113714C 05 1.125"/28MM I.D. Pin, Fix. Fing., &amp; Stud Plates Part # 8113714C</p> <p><b>Fixed Finger Plate, ffp10a, 5x135mm &amp; 5x4.25", 5 Tapered Fingers, 28mm I.D.</b></p>
	<p>Model # 113375 05 1.125"/28MM I.D. Pin, Fix. Fing., &amp; Stud Plates Part # 8113375</p> <p><b>6x5.5" Stud-Plate, 28mm</b></p>		<p>Model # 113720C 05 1.125"/28MM I.D. Pin, Fix. Fing., &amp; Stud Plates Part # 8113720C</p> <p><b>Fixed Finger Plate, ffp13a, 5x150mm &amp; 5x110mm, 5 Tapered Fingers, 28mm I.D.</b></p>
	<p>Model # 113376 05 1.125"/28MM I.D. Pin, Fix. Fing., &amp; Stud Plates Part # 8113376</p> <p><b>8x6.5" Stud Plate, 28mm</b></p>		<p>Model # 113791 05 1.125"/28MM I.D. Pin, Fix. Fing., &amp; Stud Plates Part # 8113791</p> <p><b>Pin, Fixed Finger - Bullet, 16 x 94mm, Package of 8</b></p>
	<p>Model # 113377 05 1.125"/28MM I.D. Pin, Fix. Fing., &amp; Stud Plates Part # 8113377</p> <p><b>5 x5.5" Stud Plate, 28mm</b></p>		<p>Model # 113792 05 1.125"/28MM I.D. Pin, Fix. Fing., &amp; Stud Plates Part # 8113792</p> <p><b>Pin, Fixed Finger - Tapered, 16 x 94mm, Package of 8</b></p>
	<p>Model # 113378 05 1.125"/28MM I.D. Pin, Fix. Fing., &amp; Stud Plates Part # 8113378</p> <p><b>5x135mm Stud Plate, 28mm</b></p>		<p>Model # 113807 05 1.125"/28MM I.D. Pin, Fix. Fing., &amp; Stud Plates Part # 8113807</p> <p><b>Pin Set, Pin Plate - Tuner Style, Package of 8</b></p>
	<p>Model # 113382 05 1.125"/28MM I.D. Pin, Fix. Fing., &amp; Stud Plates Part # 8113382</p> <p><b>8x170mm, Stud Plate, 28mm</b></p>		<p>Model # 113831 05 1.125"/28MM I.D. Pin, Fix. Fing., &amp; Stud Plates Part # 8113831</p> <p><b>Pin-Plate #1, 1.125" I.D., 4x100mm/4x108mm/4x110mm/4x4.50"/5x5 5 Pins 22x60mm Funnel Nose, Instruction Sheet, Application Chart</b></p>

**EQUIP., OPT., ACC., TOOLS**

 <p>Model # 113832      05 1.125"/28MM I.D. Pin, Fix. Fing., &amp; Stud Plates Part # 8113832</p> <p><b>Pin-Plate #2, 1.125" I.D., 5x110mm/5x112mm/5x115mm/5x120mm/5 5 Pins 22x60mm Funnel Nose, Instruction Sheet, Application Chart</b></p>	 <p>Model # 5607465      05 1.125"/28MM I.D. Pin, Fix. Fing., &amp; Stud Plates Part # 85607465</p> <p><b>Fixed Finger Plate, ffp15a, 8x180mm &amp; 8x200mm, 8 Tapered Fingers, 28mm I.D.</b></p>
 <p>Model # 113833      05 1.125"/28MM I.D. Pin, Fix. Fing., &amp; Stud Plates Part # 8113833</p> <p><b>Pin-Plate #3, 1.125" I.D., 5x100mm/5x108mm/5x4.25"/5x4.50"/5x4.7 5 Pins 22x60mm Funnel Nose, Instruction Sheet, Application Chart</b></p>	<p>Model # K1FFP28      05 1.125"/28MM I.D. Pin, Fix. Fing., &amp; Stud Plates Part # 8K1FFP28</p> <p><b>Essential Balancing Solutions Package with Fixed Finger Plates, 28mm (Passenger Car Coverage)</b></p>
 <p>Model # 113834      05 1.125"/28MM I.D. Pin, Fix. Fing., &amp; Stud Plates Part # 8113834</p> <p><b>Pin-Plate #4, 28mm I.D., 6x4.50"/6x5.50"/6x127mm/6x135mm/8x170 8 Pins 19x96mm Tuner, Instruction</b></p>	<p>Model # K1PP28      05 1.125"/28MM I.D. Pin, Fix. Fing., &amp; Stud Plates Part # 8K1PP28</p> <p><b>Essential Balancing Solutions Package with Pin Plates, 28mm (Passenger Car Coverage)</b></p>
 <p>Model # 113835      05 1.125"/28MM I.D. Pin, Fix. Fing., &amp; Stud Plates Part # 8113835</p> <p><b>Pin-Plate System, 28mm I.D., Plates 1 through 4, Pins, Video, Application Chart, Hole Gauge, Instructions (No Storage Panel)</b></p>	<p>Model # K2FFP28      05 1.125"/28MM I.D. Pin, Fix. Fing., &amp; Stud Plates Part # 8K2FFP28</p> <p><b>Preferred Balancing Solutions Package with Fixed Finger Plates, 28mm (Passenger Car, Light Truck, &amp; SUV Coverage)</b></p>
 <p>Model # 113836      05 1.125"/28MM I.D. Pin, Fix. Fing., &amp; Stud Plates Part # 8113836</p> <p><b>Pin-Plate System, 28mm I.D., Plates 1 through 4, Pins, Storage Panel, Video, Application Chart, Hole Gauge, Instructions</b></p>	<p>Model # K2PP28      05 1.125"/28MM I.D. Pin, Fix. Fing., &amp; Stud Plates Part # 8K2PP28</p> <p><b>Preferred Balancing Solutions Package with Pin Plates, 28mm (Passenger Car, Light Truck, &amp; SUV Coverage)</b></p>
 <p>Model # 114384C      05 1.125"/28MM I.D. Pin, Fix. Fing., &amp; Stud Plates Part # 8114384C</p> <p><b>Fixed Finger Plate, ffp14a, 6x115mm, 6 Tapered Fingers, 28mm I.D.</b></p>	<p>Model # K3FFP28      05 1.125"/28MM I.D. Pin, Fix. Fing., &amp; Stud Plates Part # 8K3FFP28</p> <p><b>Premium Balancing Solutions Package with Fixed Finger Plates, 28mm (Passenger Car, Light &amp; Medium Truck, &amp; SUV Coverage)</b></p>
 <p>Model # 114386      05 1.125"/28MM I.D. Pin, Fix. Fing., &amp; Stud Plates Part # 8114386</p> <p><b>Fixed Finger Plate Pin- Tapered-Short, 22x76mm, Package of 8</b></p>	<p>Model # K3PP28      05 1.125"/28MM I.D. Pin, Fix. Fing., &amp; Stud Plates Part # 8K3PP28</p> <p><b>Premium Balancing Solutions Package with Pin Plates, 28mm (Passenger Car, Light &amp; Medium Truck, &amp; SUV Coverage)</b></p>
 <p>Model # 114388      05 1.125"/28MM I.D. Pin, Fix. Fing., &amp; Stud Plates Part # 8114388</p> <p><b>Fixed Finger Plate Pin- Tapered-Long, 22x100mm, Package of 8</b></p>	<p>Model # KFFP285      05 1.125"/28MM I.D. Pin, Fix. Fing., &amp; Stud Plates Part # 8KFFP285</p> <p><b>Fixed Finger Plates 1-5, 28mm</b></p>
 <p>Model # 5000087      05 1.125"/28MM I.D. Pin, Fix. Fing., &amp; Stud Plates Part # 85000087</p> <p><b>Pin Plate Pin- Large End Funnel Nose, 38x66.5mm, Package of 5</b></p>	<p>Model # KFFP287      05 1.125"/28MM I.D. Pin, Fix. Fing., &amp; Stud Plates Part # 8KFFP287</p> <p><b>Fixed Finger Plates 1-7, 28mm</b></p>
 <p>Model # 5000434      05 1.125"/28MM I.D. Pin, Fix. Fing., &amp; Stud Plates Part # 85000434</p> <p><b>5 x 150MM Stud Plate, 28MM</b></p>	 <p>Model # KPPBM28      05 1.125"/28MM I.D. Pin, Fix. Fing., &amp; Stud Plates Part # 8KPPBM28</p> <p><b>Pin Plate System (8113835) with Balancer Mate, 28mm</b></p>



**EQUIP., OPT., ACC., TOOLS**

 <p>Model # 113113    06 40mm I.D. - Pin, Fixed Finger, &amp; Stud Plates Part # 8113113 Hole Gauge for Pin-Plates</p>	 <p>Model # 113224C    06 40mm I.D. - Pin, Fixed Finger, &amp; Stud Plates Part # 8113224C Storage Panel, 13 hook, for COATS Wheel Balancing Solutions</p>
 <p>Model # 113120    06 40mm I.D. - Pin, Fixed Finger, &amp; Stud Plates Part # 8113120 8 Pack of Pins, 24x80mm, Bullet Nose</p>	 <p>Model # 113374    06 40mm I.D. - Pin, Fixed Finger, &amp; Stud Plates Part # 8113374 6x5.5 Stud-Plate Adapter, 40mm I.D., 12X1.5mm Studs (Replaces 8112766)</p>
 <p>Model # 113122    06 40mm I.D. - Pin, Fixed Finger, &amp; Stud Plates Part # 8113122 5 Pack of Pins, 22x60mm, Funnel Nose - Short</p>	 <p>Model # 113379    06 40mm I.D. - Pin, Fixed Finger, &amp; Stud Plates Part # 8113379 5x135mm Stud Plate, 40mm,</p>
 <p>Model # 113213C    06 40mm I.D. - Pin, Fixed Finger, &amp; Stud Plates Part # 8113213C Fixed Finger Plate, ffp1b, 4x100mm &amp; 4x108mm, 4 Tapered Fingers, 40mm I.D.</p>	 <p>Model # 113380    06 40mm I.D. - Pin, Fixed Finger, &amp; Stud Plates Part # 8113380 5x5.5 Stud Plate, 40mm</p>
 <p>Model # 113214C    06 40mm I.D. - Pin, Fixed Finger, &amp; Stud Plates Part # 8113214C Fixed Finger Plate, ffp2b, 4x114.3mm &amp; 4x108mm, 4 Tapered Fingers, 40mm I.D.</p>	 <p>Model # 113381    06 40mm I.D. - Pin, Fixed Finger, &amp; Stud Plates Part # 8113381 8x6.5" Stud Plate, 40mm</p>
 <p>Model # 113215C    06 40mm I.D. - Pin, Fixed Finger, &amp; Stud Plates Part # 8113215C Fixed Finger Plate, ffp3b, 5x100mm &amp; 5x108mm, 5 Tapered Fingers, 40mm I.D.</p>	 <p>Model # 113383    06 40mm I.D. - Pin, Fixed Finger, &amp; Stud Plates Part # 8113383 8x170mm Stud Plate, 40mm</p>
 <p>Model # 113216C    06 40mm I.D. - Pin, Fixed Finger, &amp; Stud Plates Part # 8113216C Fixed Finger Plate, ffp4b, 5x114.3mm &amp; 5x108mm, 5 Tapered Fingers, 40mm I.D.</p>	 <p>Model # 113692C    06 40mm I.D. - Pin, Fixed Finger, &amp; Stud Plates Part # 8113692C Fixed Finger Plate, ffp8b, 6x4.5" &amp; 6x5.5", 6 Tapered Fingers, 40mm I.D.</p>
 <p>Model # 113217C    06 40mm I.D. - Pin, Fixed Finger, &amp; Stud Plates Part # 8113217C Fixed Finger Plate, ffp5b, 5x115mm &amp; 5x120.65mm, 5 Tapered Fingers, 40mm I.D.</p>	 <p>Model # 113699C    06 40mm I.D. - Pin, Fixed Finger, &amp; Stud Plates Part # 8113699C Fixed Finger Plate, ffp9b, 5x5.5" &amp; 5x6.5", 5 Tapered Fingers, 40mm I.D.</p>
 <p>Model # 113218C    06 40mm I.D. - Pin, Fixed Finger, &amp; Stud Plates Part # 8113218C Fixed Finger Plate, ffp6b, 5x112mm &amp; 5x130mm, 5 Ball Seat Fingers, 40mm I.D.</p>	 <p>Model # 113705C    06 40mm I.D. - Pin, Fixed Finger, &amp; Stud Plates Part # 8113705C Fixed Finger Plate, ffp11b, 8x6.5" &amp; 6x127mm, 8 Tapered Fingers, 40mm I.D.</p>
 <p>Model # 113219C    06 40mm I.D. - Pin, Fixed Finger, &amp; Stud Plates Part # 8113219C Fixed Finger Plate, ffp7b, 5x120mm &amp; 5x127mm, 5 Tapered Fingers, 40mm I.D.</p>	 <p>Model # 113711C    06 40mm I.D. - Pin, Fixed Finger, &amp; Stud Plates Part # 8113711C Fixed Finger Plate, ffp12b, 8x170mm &amp; 6x135mm, 8 Tapered Fingers, 40mm I.D.</p>



## EQUIP., OPT., ACC., TOOLS

	<p>Model # 113717C <i>06 40mm I.D. - Pin, Fixed Finger, &amp; Stud Plates</i>            Part # 8113717C  <b>Fixed Finger Plate, ffp10b, 5x135mm &amp; 5x4.25", 5 Tapered Fingers, 40mm I.D.</b></p>		<p>Model # 113842 <i>06 40mm I.D. - Pin, Fixed Finger, &amp; Stud Plates</i>            Part # 8113842  <b>Pin-Plate System, 40mm I.D., Plates 1 through 4, Pins, Storage Panel, Video, Application Chart, Hole Gauge, Instructions</b></p>
	<p>Model # 113723C <i>06 40mm I.D. - Pin, Fixed Finger, &amp; Stud Plates</i>            Part # 8113723C  <b>Fixed Finger Plate, ffp13b, 5x150mm &amp; 5x110mm, 5 Tapered Fingers, 40mm I.D.</b></p>		<p>Model # 114385C <i>06 40mm I.D. - Pin, Fixed Finger, &amp; Stud Plates</i>            Part # 8114385C  <b>Fixed Finger Plate, ffp14b, 6x115mm, 6 Tapered Fingers, 40mm I.D.</b></p>
	<p>Model # 113791 <i>06 40mm I.D. - Pin, Fixed Finger, &amp; Stud Plates</i>            Part # 8113791  <b>Pin, Fixed Finger - Bullet, 16 x 94mm, Package of 8</b></p>		<p>Model # 5000435 <i>06 40mm I.D. - Pin, Fixed Finger, &amp; Stud Plates</i>            Part # 85000435  <b>5 x 150MM Stud Plate, 40MM</b></p>
	<p>Model # 113792 <i>06 40mm I.D. - Pin, Fixed Finger, &amp; Stud Plates</i>            Part # 8113792  <b>Pin, Fixed Finger - Tapered, 16 x 94mm, Package of 8</b></p>		<p>Model # 5009950 <i>06 40mm I.D. - Pin, Fixed Finger, &amp; Stud Plates</i>            Part # 85009950  <b>PIN-FINGER, Set of 6, for Toyota Trucks, Pin OD 1.125", tip OD 0.5", Fits Fixed Finger Plates, PKG</b></p>
	<p>Model # 113807 <i>06 40mm I.D. - Pin, Fixed Finger, &amp; Stud Plates</i>            Part # 8113807  <b>Pin Set, Pin Plate - Tuner Style, Package of 8</b></p>		<p>Model # 5009968 <i>06 40mm I.D. - Pin, Fixed Finger, &amp; Stud Plates</i>            Part # 85009968  <b>PLATE-Fixed Finger, Toyota, 6 x 5.5" &amp; 5 x 150mm, 40mm, PKG</b></p>
	<p>Model # 113837 <i>06 40mm I.D. - Pin, Fixed Finger, &amp; Stud Plates</i>            Part # 8113837  <b>Pin-Plate #1, 40mm I.D., 4x100mm/4x108mm/4x110mm/4x4.50"/5x5 5 Pins 22x60mm Funnel Nose, Instruction Sheet, Application Chart</b></p>		<p>Model # 5607456 <i>06 40mm I.D. - Pin, Fixed Finger, &amp; Stud Plates</i>            Part # 85607456  <b>Fixed Finger Plate, ffp15b, 8x180mm &amp; 8x200mm, 8 Tapered Fingers, 40mm I.D.</b></p>
	<p>Model # 113838 <i>06 40mm I.D. - Pin, Fixed Finger, &amp; Stud Plates</i>            Part # 8113838  <b>Pin-Plate #2, 40mm I.D., 5x110mm/5x112mm/5x115mm/5x120mm/5 5 Pins 22x60mm Funnel Nose, Instruction Sheet, Application Chart</b></p>	<p><b>SEE KIT DETAILS</b></p>	<p>Model # K1FFP40 <i>06 40mm I.D. - Pin, Fixed Finger, &amp; Stud Plates</i>            Part # 8K1FFP40  <b>Essential Balancing Solutions Package with Fixed Finger Plates, 40mm (Passenger Car Coverage)</b></p>
	<p>Model # 113839 <i>06 40mm I.D. - Pin, Fixed Finger, &amp; Stud Plates</i>            Part # 8113839  <b>Pin-Plate #3, 40mm I.D., 5x100mm/5x108mm/5x4.25"/5x4.50"/5x4.7 5 Pins 22x60mm Funnel Nose, Instruction Sheet, Application Chart</b></p>	<p><b>SEE KIT DETAILS</b></p>	<p>Model # K1PP40 <i>06 40mm I.D. - Pin, Fixed Finger, &amp; Stud Plates</i>            Part # 8K1PP40  <b>Essential Balancing Solutions Package with Pin Plates, 40mm (Passenger Car Coverage)</b></p>
	<p>Model # 113840 <i>06 40mm I.D. - Pin, Fixed Finger, &amp; Stud Plates</i>            Part # 8113840  <b>Pin-Plate #4, 40mm I.D., 6x4.50"/6x5.50"/6x127mm/6x135mm/8x170 8 Pins 19x96mm Tunner, Instruction</b></p>	<p><b>SEE KIT DETAILS</b></p>	<p>Model # K2FFP40 <i>06 40mm I.D. - Pin, Fixed Finger, &amp; Stud Plates</i>            Part # 8K2FFP40  <b>Preferred Balancing Solutions Package with Fixed Finger Plates, 40mm (Passenger Car, Light Truck, &amp; SUV Coverage)</b></p>
	<p>Model # 113841 <i>06 40mm I.D. - Pin, Fixed Finger, &amp; Stud Plates</i>            Part # 8113841  <b>Pin-Plate System, 40mm I.D., Plates 1 through 4, Pins, Video, Application Chart, Hole Gauge, Instructions (No Storage Panel)</b></p>	<p><b>SEE KIT DETAILS</b></p>	<p>Model # K2PP40 <i>06 40mm I.D. - Pin, Fixed Finger, &amp; Stud Plates</i>            Part # 8K2PP40  <b>Preferred Balancing Solutions Package with Pin Plates, 40mm (Passenger Car, Light Truck, &amp; SUV Coverage)</b></p>

## EQUIP., OPT., ACC., TOOLS

<p><b>SEE KIT DETAILS</b></p>	<p>Model # <b>K3FFP40</b> <i>06 40mm I.D. - Pin, Fixed Finger, &amp; Stud Plates</i> Part # <b>8K3FFP40</b> <b>Premium Balancing Solutions Package with Fixed Finger Plates, 40mm (Passenger Car, Light &amp; Medium Truck, &amp; SUV Coverage)</b></p>		<p>Model # <b>113308C</b> <i>07 1.125"/28MM I.D. Shafts, Hubnuts, &amp; Pres. Drums</i> Part # <b>8113308C</b> <b>XL Pressure Drum, 28mm I.D., 8.375" O.D., with rubber lip</b></p>
<p><b>SEE KIT DETAILS</b></p>	<p>Model # <b>K3PP40</b> <i>06 40mm I.D. - Pin, Fixed Finger, &amp; Stud Plates</i> Part # <b>8K3PP40</b> <b>Premium Balancing Solutions Package with Pin Plates, 40mm (Passenger Car, Light &amp; Medium Truck, &amp; SUV Coverage)</b></p>		<p>Model # <b>113327</b> <i>07 1.125"/28MM I.D. Shafts, Hubnuts, &amp; Pres. Drums</i> Part # <b>8113327</b> <b>Slide-Nut Kit Coats 1.125" I.D., Nut, Pressure Drum, Lip, Spacer Cap</b></p>
<p><b>SEE KIT DETAILS</b></p>	<p>Model # <b>KFFP405</b> <i>06 40mm I.D. - Pin, Fixed Finger, &amp; Stud Plates</i> Part # <b>8KFFP405</b> <b>Fixed Finger Plates 1-5, 40mm</b></p>		<p>Model # <b>144026</b> <i>07 1.125"/28MM I.D. Shafts, Hubnuts, &amp; Pres. Drums</i> Part # <b>8144026</b> <b>Hub Nut &amp; Small Pressure Drum</b></p>
<p><b>SEE KIT DETAILS</b></p>	<p>Model # <b>KFFP407</b> <i>06 40mm I.D. - Pin, Fixed Finger, &amp; Stud Plates</i> Part # <b>8KFFP407</b> <b>Fixed Finger Plates 1-7, 40mm</b></p>		<p>Model # <b>308105</b> <i>07 1.125"/28MM I.D. Shafts, Hubnuts, &amp; Pres. Drums</i> Part # <b>8308105</b> <b>Rings - No-Mar - For 110543/144026 Hub Nut</b></p>
	<p>Model # <b>KPPBM40</b> <i>06 40mm I.D. - Pin, Fixed Finger, &amp; Stud Plates</i> Part # <b>8KPPBM40</b> <b>Pin Plate System (8113841) with Balancer Mate, 40mm</b></p>		<p>Model # <b>308171</b> <i>07 1.125"/28MM I.D. Shafts, Hubnuts, &amp; Pres. Drums</i> Part # <b>8308171</b> <b>Shaft - 5" Coarse Thread - For Models 600,650,700,850,950,1001,1004,1050, 1055</b></p>
	<p>Model # <b>110542</b> <i>07 1.125"/28MM I.D. Shafts, Hubnuts, &amp; Pres. Drums</i> Part # <b>8110542</b> <b>Drum - Small Pressure - 4.625" Diameter</b></p>		<p>Model # <b>5009995</b> <i>07 1.125"/28MM I.D. Shafts, Hubnuts, &amp; Pres. Drums</i> Part # <b>85009995</b> <b>SLIDE NUT, 2JAW, 28mm, NUT ONLY From Kit 85009996</b></p>
	<p>Model # <b>110543</b> <i>07 1.125"/28MM I.D. Shafts, Hubnuts, &amp; Pres. Drums</i> Part # <b>81105431</b> <b>Hub Nut Handle - Standard Coats 28mm, For Model 600, 650, 700, 850, 95x, 10xx, 1250&amp;XR</b></p>		<p>Model # <b>5009996</b> <i>07 1.125"/28MM I.D. Shafts, Hubnuts, &amp; Pres. Drums</i> Part # <b>85009996</b> <b>SLIDE NUT, 2 JAW, 28mm, W/DRUM, For use on 700-1250 models with 28mm shaft</b></p>
	<p>Model # <b>110544</b> <i>07 1.125"/28MM I.D. Shafts, Hubnuts, &amp; Pres. Drums</i> Part # <b>8110544</b> <b>Drum - Large Pressure - 5.75" Diameter</b></p>		<p>Model # <b>5606515</b> <i>07 1.125"/28MM I.D. Shafts, Hubnuts, &amp; Pres. Drums</i> Part # <b>8560651501</b> <b>DRUM-PRESSURE, FOR USE NO 85009996 &amp; 85009998 SLIDE NUTS, PKG</b></p>
	<p>Model # <b>112954</b> <i>07 1.125"/28MM I.D. Shafts, Hubnuts, &amp; Pres. Drums</i> Part # <b>8112954</b> <b>Rubber Lip for Small Pressure Drum, 4.625" Dia., No. 110542 &amp; 112106</b></p>		<p>Model # <b>5606516</b> <i>07 1.125"/28MM I.D. Shafts, Hubnuts, &amp; Pres. Drums</i> Part # <b>8560651601</b> <b>LIP- PRESSURE DRUM, RUBBER, FOR USE ON 85009996 &amp; 85009998 SLIDE NUTS, PKG</b></p>
	<p>Model # <b>113167C</b> <i>07 1.125"/28MM I.D. Shafts, Hubnuts, &amp; Pres. Drums</i> Part # <b>8113167C</b> <b>Extended, 7" Length, 1.125" (28mm) Full Diameter, Coarse Thread, Shaft for COATS Direct Drive Models 700 through 1055 Balancers</b></p>		<p>Model # <b>5606517</b> <i>07 1.125"/28MM I.D. Shafts, Hubnuts, &amp; Pres. Drums</i> Part # <b>8560651701</b> <b>SPACER-NO MAR, PLSTC, PKG</b></p>

**EQUIP., OPT., ACC., TOOLS**

 <p>Model # <b>K11345602</b> <i>07 1.125"/28MM I.D. Shafts, Hubnuts, &amp; Pres. Drums</i> Part # <b>8K11345602</b> <b>Cone &amp; Spring Set , 7" Shaft, 28mm</b></p>	 <p>Model # <b>114391</b> <i>08 40mm I.D. - Shafts, Hubnuts, &amp; Pres. Drum</i> Part # <b>81143911</b> <b>HUB NUT, HANDLE, SOLID, 40mm, FOR XR-SERIES</b></p>
 <p>Model # <b>K11345603</b> <i>07 1.125"/28MM I.D. Shafts, Hubnuts, &amp; Pres. Drums</i> Part # <b>8K11345603</b> <b>Cone &amp; Spring Set, 7" Shaft, &amp; Slide Nut Kit, 28mm</b></p>	 <p>Model # <b>114392</b> <i>08 40mm I.D. - Shafts, Hubnuts, &amp; Pres. Drum</i> Part # <b>8114392</b> <b>NUT-HUB, W/Pressure Cup, Solid for XR Series</b></p>
 <p>Model # <b>112102</b> <i>08 40mm I.D. - Shafts, Hubnuts, &amp; Pres. Drum</i> Part # <b>8112102</b> <b>Ring, No Mar, 40mm</b></p>	 <p>Model # <b>500036701</b> <i>08 40mm I.D. - Shafts, Hubnuts, &amp; Pres. Drum</i> Part # <b>8500036701</b> <b>XR Series Pressure Cup - 40MM, for old style 85000371 Slide Nut.</b></p>
 <p>Model # <b>112103</b> <i>08 40mm I.D. - Shafts, Hubnuts, &amp; Pres. Drum</i> Part # <b>8112103</b> <b>HUB NUT, HANDLE, SOLID, 40mm, FOR STANDARD THREAD PITCH (NOT FOR XR-SERIES)</b></p>	 <p>Model # <b>500036801</b> <i>08 40mm I.D. - Shafts, Hubnuts, &amp; Pres. Drum</i> Part # <b>8500036801</b> <b>XR Series No Mar Ring - 40MM, for old style 85000371 Slide Nut.</b></p>
 <p>Model # <b>112106</b> <i>08 40mm I.D. - Shafts, Hubnuts, &amp; Pres. Drum</i> Part # <b>8112106</b> <b>Pressure Cup Assembly, 40mm, Small, 4.625" Diameter, includes 8112954 Rubber Protection Lip.</b></p>	 <p>Model # <b>500036901</b> <i>08 40mm I.D. - Shafts, Hubnuts, &amp; Pres. Drum</i> Part # <b>8500036901</b> <b>XR Series Rubber Ring - 40MM, for old style 85000371 Slide Nut.</b></p>
 <p>Model # <b>113082</b> <i>08 40mm I.D. - Shafts, Hubnuts, &amp; Pres. Drum</i> Part # <b>8113082</b> <b>40mm Conversion Shaft &amp; Coupler</b></p>	 <p>Model # <b>5009009</b> <i>08 40mm I.D. - Shafts, Hubnuts, &amp; Pres. Drum</i> Part # <b>85009009</b> <b>SHAFT-40mm, for 775 / 875 / 1175 &amp; 6275 models, 4.23mm Pitch.</b></p>
 <p>Model # <b>113086</b> <i>08 40mm I.D. - Shafts, Hubnuts, &amp; Pres. Drum</i> Part # <b>8113086</b> <b>40mm Conversion Shaft with Coupler, Hub Nut &amp; Pressure Drum</b></p>	 <p>Model # <b>500920401</b> <i>08 40mm I.D. - Shafts, Hubnuts, &amp; Pres. Drum</i> Part # <b>8500920401</b> <b>EXTENSION-SHFT, 40mm, PKG</b></p>
 <p>Model # <b>113307</b> <i>08 40mm I.D. - Shafts, Hubnuts, &amp; Pres. Drum</i> Part # <b>8113307</b> <b>40mm Conversion Shaft with Coupler, Nut, Pressure Drum, 4 Cones, &amp; Back Spring</b></p>	 <p>Model # <b>5009997</b> <i>08 40mm I.D. - Shafts, Hubnuts, &amp; Pres. Drum</i> Part # <b>85009997</b> <b>NUT-SLIDE, 2JAW, 40mm, NUT ONLY From Kit 85009998</b></p>
 <p>Model # <b>113309C</b> <i>08 40mm I.D. - Shafts, Hubnuts, &amp; Pres. Drum</i> Part # <b>8113309C</b> <b>XL Pressure Drum, 40mm I.D., 8.375" O.D., with rubber lip</b></p>	 <p>Model # <b>5009998</b> <i>08 40mm I.D. - Shafts, Hubnuts, &amp; Pres. Drum</i> Part # <b>85009998</b> <b>NUT-SLIDE, 2 JAW, 40mm, W/DRUM, For use on 700-1250 models with 40mm shaft</b></p>
 <p>Model # <b>113457</b> <i>08 40mm I.D. - Shafts, Hubnuts, &amp; Pres. Drum</i> Part # <b>8113457</b> <b>Cone &amp; Spring Set, 40mm</b></p>	 <p>Model # <b>5606467</b> <i>08 40mm I.D. - Shafts, Hubnuts, &amp; Pres. Drum</i> Part # <b>8560646701</b> <b>Hub Nut, Slide, 40mm, NUT ONLY From Kit 85606472, XR models</b></p>



## EQUIP., OPT., ACC., TOOLS






	<p>Model # <b>5606469</b> <i>08 40mm I.D. - Shafts, Hubnuts, &amp; Pres. Drum</i>            Part # <b>8560646901</b></p> <p><b>Spacer, Plastic, Ring, for use with Slide Nut 85606467, included in 85606472, for XR models</b></p>		<p>Model # <b>112568</b> <i>10 Miscellaneous Wheel Balancer Options</i>            Part # <b>8112568</b></p> <p><b>AirNut, 40mm i.d., Pneumatic Hub Nut (Only fits COATS non-XR Balancers)</b></p>
	<p>Model # <b>5606470</b> <i>08 40mm I.D. - Shafts, Hubnuts, &amp; Pres. Drum</i>            Part # <b>8560647001</b></p> <p><b>Pressure Cup, For 85606472, 40mm, XR models</b></p>		<p>Model # <b>1104001</b> <i>11 Miscellaneous Wheel Balancer Accessories</i>            Part # <b>81104001</b></p> <p><b>Peg Kit For Accessories - For Model 850</b></p>
	<p>Model # <b>5606471</b> <i>08 40mm I.D. - Shafts, Hubnuts, &amp; Pres. Drum</i>            Part # <b>8560647101</b></p> <p><b>RUBBER LIP FOR USE ON 85606472 XR SERIES SLIDE NUT</b></p>		<p>Model # <b>111021</b> <i>11 Miscellaneous Wheel Balancer Accessories</i>            Part # <b>8111021</b></p> <p><b>Caliper Hanging Bracket - For All Models</b></p>
	<p>Model # <b>5606472</b> <i>08 40mm I.D. - Shafts, Hubnuts, &amp; Pres. Drum</i>            Part # <b>85606472</b></p> <p><b>Hub Nut Kit w/ pressure cup, 40mm, 4mm Pitch, XR models, PKG</b></p>		<p>Model # <b>111087</b> <i>11 Miscellaneous Wheel Balancer Accessories</i>            Part # <b>8111087</b></p> <p><b>Pocket For Accessories - Upgrade For Models 950, 1025 &amp; 1000, replacement for 1050 &amp; 1000D</b></p>
	<p>Model # <b>5606515</b> <i>08 40mm I.D. - Shafts, Hubnuts, &amp; Pres. Drum</i>            Part # <b>8560651501</b></p> <p><b>DRUM-PRESSURE, FOR USE NO 85009996 &amp; 85009998 SLIDE NUTS, PKG</b></p>		<p>Model # <b>111088</b> <i>11 Miscellaneous Wheel Balancer Accessories</i>            Part # <b>8111088</b></p> <p><b>Peg Kit For Accessories - For Models 700 (1 Rail/2 Pegs)</b></p>
	<p>Model # <b>5606516</b> <i>08 40mm I.D. - Shafts, Hubnuts, &amp; Pres. Drum</i>            Part # <b>8560651601</b></p> <p><b>LIP- PRESSURE DRUM, RUBBER, FOR USE ON 85009996 &amp; 85009998 SLIDE NUTS, PKG</b></p>		<p>Model # <b>111480</b> <i>11 Miscellaneous Wheel Balancer Accessories</i>            Part # <b>8111480</b></p> <p><b>Peg Kit For Accessories - For Models 950, 1050, 1250 (2 Rails/4 Pegs)</b></p>
	<p>Model # <b>5606517</b> <i>08 40mm I.D. - Shafts, Hubnuts, &amp; Pres. Drum</i>            Part # <b>8560651701</b></p> <p><b>SPACER-NO MAR, PLSTC, PKG</b></p>		<p>Model # <b>113224C</b> <i>11 Miscellaneous Wheel Balancer Accessories</i>            Part # <b>8113224C</b></p> <p><b>Storage Panel, 13 hook, for COATS Wheel Balancing Solutions</b></p>
	<p>Model # <b>K11345702</b> <i>08 40mm I.D. - Shafts, Hubnuts, &amp; Pres. Drum</i>            Part # <b>8K11345702</b></p> <p><b>Cone &amp; Spring Set, 7" Shaft, 40mm</b></p>		<p>Model # <b>113310</b> <i>11 Miscellaneous Wheel Balancer Accessories</i>            Part # <b>8113310</b></p> <p><b>Replacement Rubber Lip for XL Pressure Drum #8113308 &amp; #8113309</b></p>
	<p>Model # <b>K11345703</b> <i>08 40mm I.D. - Shafts, Hubnuts, &amp; Pres. Drum</i>            Part # <b>8K11345703</b></p> <p><b>Cone &amp; Spring Set, 7" Shaft, &amp; Slide Nut Kit, 40mm</b></p>		<p>Model # <b>114051</b> <i>11 Miscellaneous Wheel Balancer Accessories</i>            Part # <b>8114051</b></p> <p><b>Coats Balancer Mate</b></p>
	<p>Model # <b>309011</b> <i>09 Calipers &amp; Related Items</i>            Part # <b>8309011</b></p> <p><b>Caliper Assembly - For Car &amp; Lt Truck Models 700 through 2000, &amp; XR's</b></p>		<p>Model # <b>501</b> <i>13 Heavy Duty Wheel Dolly/Lifts</i>            Part # <b>7000501</b></p> <p><b>Lift - Hydraulic, Roll Around - For Model 6401</b></p>




## EQUIP., OPT., ACC., TOOLS

 <p>Model # 550 <i>13 Heavy Duty Wheel Dolly/Lifts</i> Part # 85607032 <b>Lift, Wheel Lift, Fixed, 500 lb Capacity, Air Operated, for use with model 6450. Can be adapter to 6401 with optional connection #85607401.</b></p>	 <p>Model # 113062 <i>14 Adapters &amp; Cones For Heavy Duty Balancers</i> Part # 8113062 <b>Offset Truck Wheel Adapter, Backing Plate, 2" I.D., 7.91" O.D.</b></p>
 <p>Model # 5607401 <i>13 Heavy Duty Wheel Dolly/Lifts</i> Part # 85607401 <b>ADAPTER-Link to attach a 550 wheel lift to a 6401</b></p>	 <p>Model # 143622 <i>14 Adapters &amp; Cones For Heavy Duty Balancers</i> Part # 8143622 <b>Spacer Plate - For Model 6401 / 6450</b></p>
 <p>Model # 109877 <i>14 Adapters &amp; Cones For Heavy Duty Balancers</i> Part # 8109877 <b>Kit, Truck, 2" I.D. For 6401/6450, Spacer &amp; Cone for 19.5" hub centered wheels with centerhole from 8.52" to 8.89" (216.41-225.81mm)</b></p>	 <p>Model # 143935 <i>14 Adapters &amp; Cones For Heavy Duty Balancers</i> Part # 8143935 <b>Adapter - Large Stud Piloted Budd Wheel Adapter- For Heavy Duty Balancers, Bolt Patterns 8x275mm, 10x11.25" &amp; 10x13-3/16"(335mm)</b></p>
 <p>Model # 110785 <i>14 Adapters &amp; Cones For Heavy Duty Balancers</i> Part # 8110785 <b>Adapter - Speedy Dayton - For Heavy Duty Balancers</b></p>	 <p>Model # 308628 <i>14 Adapters &amp; Cones For Heavy Duty Balancers</i> Part # 8308628 <b>Cone, Small - 2.44" To 3.12" Center Holes - For Model 6401 / 6450</b></p>
 <p>Model # 110786 <i>14 Adapters &amp; Cones For Heavy Duty Balancers</i> Part # 8110786 <b>Adapter Extension Kit - Speedy - For 22" to 24.5" Wheels, Requires 8110786, For Heavy Duty Balancers</b></p>	 <p>Model # 308629 <i>14 Adapters &amp; Cones For Heavy Duty Balancers</i> Part # 8308629 <b>Cone, Medium - 2.78" To 3.46" Center Holes - For Model 6401 / 6450</b></p>
 <p>Model # 112986 <i>14 Adapters &amp; Cones For Heavy Duty Balancers</i> Part # 8112986 <b>Offset Wheel Adapter Kit, 2" I.D., Adapter &amp; Backing Plate for 19.5" FedEx Wheel</b></p>	 <p>Model # 308630 <i>14 Adapters &amp; Cones For Heavy Duty Balancers</i> Part # 8308630 <b>Cone, Large - 2.98" to 5.06" Center Holes - For Model 6401 / 6450</b></p>
 <p>Model # 112987 <i>14 Adapters &amp; Cones For Heavy Duty Balancers</i> Part # 8112987 <b>ADAPTER- Deep Offset Plate Only, Fed-Ex 19.5" rims, 8.67" centre, 2" id</b></p>	 <p>Model # 308631 <i>14 Adapters &amp; Cones For Heavy Duty Balancers</i> Part # 8308631 <b>Cone, Truck - 4.52" to 6.95" Center Holes - For Model 6401 / 6450</b></p>
 <p>Model # 113034 <i>14 Adapters &amp; Cones For Heavy Duty Balancers</i> Part # 8113034 <b>Offset Truck Wheel Adapter, Ford Double Sided Adapter, 2" I.D.</b></p>	 <p>Model # 308639 <i>14 Adapters &amp; Cones For Heavy Duty Balancers</i> Part # 8308639 <b>Spring - For Model 6401 / 6450</b></p>
 <p>Model # 113043 <i>14 Adapters &amp; Cones For Heavy Duty Balancers</i> Part # 8113043 <b>Offset Truck Wheel Adapter Set, 2" I.D., Ford Double Sided Adapter, GM/Chrysler Double Sided Adapter, &amp; Backing Plate</b></p>	 <p>Model # 5009086 <i>14 Adapters &amp; Cones For Heavy Duty Balancers</i> Part # 85009086 <b>Heavy Duty Balancer Chuck-2" I.D., Range 8" - 12"</b></p>
 <p>Model # 113059 <i>14 Adapters &amp; Cones For Heavy Duty Balancers</i> Part # 8113059 <b>Offset Truck Wheel Adapter, GM/Chrysler Double Sided Adapter, 2" I.D.</b></p>	 <p>Model # 5009087 <i>14 Adapters &amp; Cones For Heavy Duty Balancers</i> Part # 85009087 <b>Metal Plate- 2" I.D., Heavy Duty Balancer Chuck, 12" O.D.</b></p>

## EQUIP., OPT., ACC., TOOLS

	<p>Model # <b>5607455</b>      <i>14 Adapters &amp; Cones For Heavy Duty Balancers</i>            Part # <b>85607455</b>  <b>Fixed Finger Plate, ffp15c, 8x180mm &amp; 8x200mm, 8 Tapered Fingers, 2" I.D.</b></p>		<p>Model # <b>112905</b>      <i>18 Motorcycle Balancer Adapters &amp; Related Items</i>            Part # <b>8112905</b>  <b>M/C Wheel Balancer Adapter Kit, 17mm, 20mm, &amp; .750", two bushings each size, fit 8111864, for Harley Davidson wheels, eliminates the need to remove</b></p>
	<p>Model # <b>308605</b>      <i>15 Shafts, Hubnuts &amp; Pres. Drum for H.D. Balancers</i>            Part # <b>8308605</b>  <b>Shaft - For Model 6401</b></p>		<p>Model # <b>112907</b>      <i>18 Motorcycle Balancer Adapters &amp; Related Items</i>            Part # <b>8112907</b>  <b>M/C Wheel Balancer Adapter, .750" (19.09mm), Two Bushings, Fits 8111864, for Harley Davidson Wheels, Eliminates the Need to Remove Bearings, 14mm I.D.</b></p>
	<p>Model # <b>308642</b>      <i>15 Shafts, Hubnuts &amp; Pres. Drum for H.D. Balancers</i>            Part # <b>8308642</b>  <b>Pressure Drum - For Model 6401</b></p>		<p>Model # <b>5000248</b>      <i>18 Motorcycle Balancer Adapters &amp; Related Items</i>            Part # <b>85000248</b>  <b>1" M/C Shaft for 700 Wheel Balancer. Requires interface 8560640701 for use on Coats 775. 13" long, includes 3 x 1", 1 x 2.3/4" &amp; 1 x 3.7/8" spacers.</b></p>
	<p>Model # <b>309618</b>      <i>15 Shafts, Hubnuts &amp; Pres. Drum for H.D. Balancers</i>            Part # <b>8309618</b>  <b>Hub Nut Assembly - For Model 6401</b></p>		<p>Model # <b>5000648</b>      <i>18 Motorcycle Balancer Adapters &amp; Related Items</i>            Part # <b>85000648</b>  <b>3/4" M/C Shaft for 700 Wheel Balancers. Requires interface 8560640701 for use on Coats 775. 8.5" long, includes 3 x 1" &amp; 1 x 2.3/4" spacers.</b></p>
	<p>Model # <b>308645</b>      <i>16 Miscellaneous H.D. Wheel Balancer Accessories</i>            Part # <b>8308645</b>  <b>Long Wrench For Hub Nut - For Model 6401</b></p>		<p>Model # <b>5009164</b>      <i>18 Motorcycle Balancer Adapters &amp; Related Items</i>            Part # <b>85009164</b>  <b>25mm M/C Shaft for 700 Wheel Balancer. Requires interface 8560640701 for use on Coats 775. 13" long, includes 3 x 1", 1 x 2.3/4" &amp; 1 x 3.7/8" spacers.</b></p>
	<p>Model # <b>308646</b>      <i>16 Miscellaneous H.D. Wheel Balancer Accessories</i>            Part # <b>8308646</b>  <b>Short Wrench For Hub Nut - For Model 6401</b></p>		<p>Model # <b>5606376</b>      <i>18 Motorcycle Balancer Adapters &amp; Related Items</i>            Part # <b>85606376</b>  <b>ADAPTER-MRTRCYCLE, For Coats 775 Balancers, 40mm, PKG</b></p>
	<p>Model # <b>309608</b>      <i>16 Miscellaneous H.D. Wheel Balancer Accessories</i>            Part # <b>8309608</b>  <b>Caliper Assembly - For Model 6401</b></p>		<p>Model # <b>5606407</b>      <i>18 Motorcycle Balancer Adapters &amp; Related Items</i>            Part # <b>8560640701</b>  <b>ADAPTER-MTRCYCLE, Interface required to use specialty shafts in the model 775 Balancer</b></p>
	<p>Model # <b>111864</b>      <i>18 Motorcycle Balancer Adapters &amp; Related Items</i>            Part # <b>8111864</b>  <b>Motorcycle External Clamping Universal Kit, for Coats 700 Balancers</b></p>		<p>Model # <b>M61</b>      <i>19 M61 Static "Bubble" Balancer &amp; Adapters</i>            Part # <b>8112980</b>  <b>Model M-61 Static "Bubble" Balancer, Wheel Center-hole Range: 1.5-4.5" (39-114.3mm)</b></p>
	<p>Model # <b>112903</b>      <i>18 Motorcycle Balancer Adapters &amp; Related Items</i>            Part # <b>8112903</b>  <b>M/C Wheel Balancer Adapter, 17mm, Two Bushings, Fits 8111864, for Harley Davidson with Buell Wheels, Eliminates the Need to Remove Bearings, 14mm I.D.</b></p>		<p>Model # <b>113175</b>      <i>21 Wheel Weight Tools For Balancers</i>            Part # <b>8113175</b>  <b>Wheel Weight Plier/Hammer</b></p>
	<p>Model # <b>112904</b>      <i>18 Motorcycle Balancer Adapters &amp; Related Items</i>            Part # <b>8112904</b>  <b>M/C Wheel Balancer Adapter, 20mm, Two Bushings, Fits 8111864, for Harley Davidson with Buell Wheels, Eliminates the Need to Remove Bearings, 14mm I.D.</b></p>		<p>Model # <b>113176</b>      <i>21 Wheel Weight Tools For Balancers</i>            Part # <b>8113176</b>  <b>Replacement Cap for No. 8113175 Premium Wheel Weight Plier/Hammer</b></p>


# Coats® Upgrade Kits for Rim Clamp® Tire Changer




**Leverless Bead Lifter...** Retrofit to any Coats APX, 9024 or 70X Series Rim Clamp tire changer. Intuitive design takes the tire bar out of the operators hands. No metal to metal contact.  
**Retrofit Kit 85606688**



**On Board Storage...** Now available separately. Keep tools, valve stems, TPMS, etc. conveniently at the machine.  
**Kit 8113621**




**Manual Bead Roller...** allows you to hold the bead down during installation or to gain access for lubrication. (fits all 50/60/70 series, not for use with the Duckhead® Roller)  
**Kit 8184052 (Roller & Bracket)**



**NEW Grip-Max® Clamps...** provide integrated wheel protection and TWICE the slip resistance! New jaw profile makes clamping stiff sidewall, low-profile and curb-protector style tires much quicker and easier! Available in 2 sizes.  
*(for X models only)*  
**Kit 85000758 6"-22" external clamping (4 clamps)**  
**Kit 85606361 16"-28" external clamping (4 clamps)**




**UPGRADED Robo Arm...** Redesigned ergonomic & intuitive operator control handle... PLUS longer reach; now 28"!  
*(NOT for 5030 or 5040)*  
**Robo-Arm Kit 85009943**



**NEW Duckhead® Roller...** prevents low profile tires from slipping back up over the mount head during installation.  
*(fits all 50/60/70 series, not for use with the Manual Bead Roller)*  
**Kit 85606462 (Roller & Bracket)**
















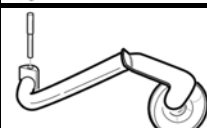






**Wheel Lift...** Improved safety & productivity by reducing down time from back injuries. Reduce wheel damage by giving the operator more control of heavy wheel assemblies.  
*(For 5050-APX80)*  
**Wheel Lift Kit 85000440**



**Auxiliary Bead Sealer...** Seal the toughest beads, stores at the tire changer where you need it, automatically refills for the next shot, uses the tire changers surge tank so you don't have to lug one around.  
**Kit 85606545**










## EQUIP., OPT., ACC., TOOLS

 <p>Model # 113390 Part # 8113390 <b>Tape-A-Weight Scraper</b></p>	 <p>Model # 5000503 Part # 85000503 <b>Manual Bead Loosener for RC-50M</b></p>
 <p>Model # 144064 Part # 8144064 <b>Hammer/Pliers for Truck Wheel Weights</b></p>	 <p>Model # 5009937 Part # 85009937 <b>ROBO-ARM, RETRO FIT, UPGRADE OLDER 70X MODELS TO 28" REACH, ARM &amp; CYLINDER ONLY, PKG</b></p>
 <p>Model # 113621 Part # 8113621 <b>Storage Cabinet - Tire Changer, Pkg</b></p>	 <p>Model # 5009943 Part # 85009943 <b>Coats Robo-Arm Upgrade for 5050/5060/5065/50X Series Tire Changers, 28" Reach, Includes Coats Duckhead Roller</b></p>
 <p>Model # 183120 Part # 8183120 <b>Inflation Guard Kit for 50 Series Rim Clamp Tire Changers; Fits Models 5060, 5030, etc.; NOT RC-15</b></p>	 <p>Model # 5606545 Part # 85606545 <b>Auxiliary Bead Sealer, for Rim Clamp Tire Changers, Taps off the Tire Changer surge tank, pkg.</b></p>
 <p>Model # 183491 Part # 8183491 <b>Bump-N-Roll, Fits 50, 60 &amp; 70 Series Rim Clamp Tire Changers</b></p>	 <p>Model # 5606689 Part # 85606689 <b>Leverless Power Duckhead Bead Lifter available for 70X, APX and 9024 Tire Changers</b></p>
 <p>Model # 184563 Part # 8184563 <b>Integrated Wheel Lift Option for Coats 9024E Rim Clamp Tire Changer</b></p>	 <p>Model # 5606739 Part # 85606739 <b>Auxiliary Bead Sealer for the ProGuard Leverless Tire Changer, includes Bead Sealer hose and surge tank, pkg.</b></p>
 <p>Model # 5000401 Part # 85000401 <b>Coats On-Board Training (COBOT)</b></p>	 <p>Model # 9231511 Part # 89231511 <b>Tire Holder, Match Mount, For Use on ProGuard Leverless</b></p>
 <p>Model # 5000416 Part # 85000416 <b>Coats RoboArm Upgrade Kit for RC-150 only (does not include Manual Bead Roller)</b></p>	 <p>Model # Part # 850004441 <b>CONE-CENTERING, PAX HOLD DONE, 40-100mm</b></p>
 <p>Model # 5000440 Part # 85000440 <b>Wheel Lift System (for APX, 70 Series, 50 Series)</b></p>	 <p>Model # 101701 Part # 8101701 <b>Adapter - Deep Hub, for centre holes up to 5" dia. - For Models 4040,4040SA,4050</b></p>
 <p>Model # 5000497 Part # 85000497 <b>Coats Robo Roller Upgrade for APX80 Tire Changer</b></p>	 <p>Model # 102927 Part # 8102927 <b>Adapter - Shim 1/4" - For Models 4040,4040SA,4050</b></p>



## EQUIP., OPT., ACC., TOOLS

 <p>Model # 104319      24 Adapters &amp; Cones For Tire Changers Part # 8104319 <b>POSITIONING PIN EXTENSION, CENTRE POST TIRE CHANGERS</b></p>	 <p>Model # 183585      24 Adapters &amp; Cones For Tire Changers Part # 8183585 <b>8 Jaw ATV Adapters, Clamp down to 6", Set of 4, Fit "Tall" Clamp Carriers. Requires space removal on 5035's. Not for Models 9010/9024.</b></p>
 <p>Model # 108276      24 Adapters &amp; Cones For Tire Changers Part # 8108276 <b>Cone, Hold Down, for centre holes up to 6.6" dia. - For Models 4040,4040SA,4050</b></p>	 <p>Model # 183781      24 Adapters &amp; Cones For Tire Changers Part # 8183781 <b>Stainless Steel Duckhead Mount/Demount Head Kit, 182788 head, 2-Booties, Washer, Cap Screw, Installation Instructions.</b></p>
 <p>Model # 108311      24 Adapters &amp; Cones For Tire Changers Part # 8108311 <b>Adapter - Center Post Extension, Short, 4" - For Models 4040,4040SA,4050</b></p>	 <p>Model # 184052      24 Adapters &amp; Cones For Tire Changers Part # 8184052 <b>Manual Bead Roller Kit, Fits Models: 5030 through 7065 Rim Clamp Tire Changers</b></p>
 <p>Model # 108313      24 Adapters &amp; Cones For Tire Changers Part # 8108313 <b>Adapter - Center Post Extension, Long, 8" - For Models 4040,4040SA,4050</b></p>	 <p>Model # 184262      24 Adapters &amp; Cones For Tire Changers Part # 8184262 <b>22" External Clamping Upgrade Kit for Model 9010 Rim clamp Tire Changer</b></p>
 <p>Model # 182767      24 Adapters &amp; Cones For Tire Changers Part # 8182767 <b>Tapered End Vertical Shaft for 5030 Tire Changer</b></p>	 <p>Model # 184327      24 Adapters &amp; Cones For Tire Changers Part # 8184327 <b>24" X-Out Clamp Kit, 4 clamps (2-position, range 13"-24". EXTERNAL CLAMPING ONLY, ONLY FIT X-Model Rim Clamp Tire Changers) 4 buttons, 10</b></p>
 <p>Model # 1827881      24 Adapters &amp; Cones For Tire Changers Part # 81827881 <b>Stainless Steel Duckhead Mount/Demount Head Assembly for 5030 through 7065 series Rim Clamp tire changers.(Requires taper end vertical</b></p>	 <p>Model # 184414      24 Adapters &amp; Cones For Tire Changers Part # 8184414 <b>Clamps - Motorcycle - For RC (Tall Carriers 1.75"), Designed to Mount Wheels with Drive Sprockets etc. Attached. Requires space removal for</b></p>
 <p>Model # 182812      24 Adapters &amp; Cones For Tire Changers Part # 8182812 <b>Tapered End Vertical Shaft for 5060 Tire Changer</b></p>	 <p>Model # 1845744      24 Adapters &amp; Cones For Tire Changers Part # 81845744 <b>Coats RC200 Style Motorcycle Clamps for Automotive X Model Rim Clamp Tire Changers.</b></p>
 <p>Model # 182835      24 Adapters &amp; Cones For Tire Changers Part # 8182835 <b>5060 series upgrade Steel Mount/Demount head kit, includes 182812 vertical shaft and improved 182788 Steel Duckhead Mount/Demount</b></p>	 <p>Model # 184926      24 Adapters &amp; Cones For Tire Changers Part # 8184926 <b>Extended X-Clamps, 3 Positions Enable External Wheel Clamping (Outside - In) on 6" through 22" Diameter Wheels, Fit all COATS® "X" Model Rim Clamp® Tire</b></p>
 <p>Model # 182907      24 Adapters &amp; Cones For Tire Changers Part # 8182907 <b>5030 Series Upgrade Steel Mount/Demount head kit, includes 182767 shaft and improved 182788 Steel Duckhead Mount/Demount head.</b></p>	 <p>Model # 185531      24 Adapters &amp; Cones For Tire Changers Part # 8185531 <b>4" Clamping Extension/2" Clamping Reducer for 9024E/9010 Coats Tire Changers</b></p>
 <p>Model # 183355      24 Adapters &amp; Cones For Tire Changers Part # 8183355 <b>Motorcycle Duckhead Mount/Demount Head Std. on RC100, 150 &amp; 200, Specially Designed for Motorcycle Wheels, May be Used on Other "5030 through 7065 Series</b></p>	 <p>Model # 185590      24 Adapters &amp; Cones For Tire Changers Part # 8185590 <b>4" Clamping Extension for 9024E/9010 Coats Tire Changers</b></p>



# Tire Changer Clamp Matrix

Hennessy Industries

Model Specification	Clamps as manufactured *1	22" External Clamps	24" External Clamps	26" External Clamps	28" External Clamps	30" External Clamps	Motorcycle & ATV	Grip-Max® Service Items	
5030 / 5035	8181677	N/A	N/A	N/A	N/A	N/A	8184414 MC, 8183585 ATV *7	N/A	
5040 / 5045									
5050A/E									
5060A/E									
5065A/E									
5050AX / EX	50Xxx1/2 70Xxx1/2	8184926	8184926 or 85000758	8184327 *7	85606361 Grip-Max® *7	85606361 Grip-Max® *7	N/A	81845744 MC *7, ATV 6" reach standard	Grips 8500059408, Rebuild Kits (85000768 with teeth) or (85600314 w/o teeth)
5060AX / EX									
5065AX / EX									
7050AX / EX	50Xxx3 70Xxx3	85000758 Grip-Max®							
7060AX / EX									
7065AX / EX									
9010	83002297	8184262 *2	8185590 or 8185531 *3*7	8184262 & 8185590 or 8185531 *4*7	N/A	N/A	89208624	N/A	
9024									83002297
APX 80	85000758 Grip-Max®	85000758 (std.) or 85600345 (opt.*7)	85000758 (std.) or 85600345 (opt.*7)	85000758 (std.) or 85600345 (opt.*7)	85000758 (std.) or 85600345 (opt.*7)	85000758 (std.) or 85600345 (opt.*7)	N/A	Grips 8500059408, Rebuild Kits (85000768 with teeth) or (85600314 w/o teeth)	
APX 90									
RC100	8181677 & 8184414	N/A				N/A	MC Standard, ATV on RC100-8183585, others use 8184926	N/A	
RC150	81845744	8184926, 85000758 or 85600345 Automotive	N/A	N/A	85606361 Grip-Max® *7 Automotive	N/A		Grips 8500059408, Rebuild Kits (85000768 with teeth) or (85600314 w/o teeth)	
RC200									

\*1 As Manufactured today; older versions of the same model may be different and require conversions to meet current specifications

\*2 Carrier Extensions, bolt in, move clamps out 2" total

\*3 8183550 increase clamping 4": 8185531 reversible either increase 4" or decrease 2"

\*4 Carrier Extensions and clamp extensions required to be used in conjunction to reach maximum extension

\*5 The vertical shaft that the mount head attaches to must be turned 180 degrees for conversion to a steel head

\*7 External Clamping only. No teeth for internal clamping

**EQUIP., OPT., ACC., TOOLS**

 <p>Model # <b>3019600</b>      <i>24 Adapters &amp; Cones For Tire Changers</i>            Part # 83019600  <b>ProGuard Light Truck Cone - up to 7.48"</b></p>	 <p>Model # <b>5606462</b>      <i>24 Adapters &amp; Cones For Tire Changers</i>            Part # 85606462  <b>DUCKHEAD ROLLER, FOR 50/60/70 SERIES RIM CLAMPS, PKG</b></p>
 <p>Model # <b>3031335</b>      <i>24 Adapters &amp; Cones For Tire Changers</i>            Part # 83031335  <b>ProGuard Positioning Pin Extension / Anti Rotation Pin, Long</b></p>	 <p>Model # <b>5607314</b>      <i>24 Adapters &amp; Cones For Tire Changers</i>            Part # 85607314  <b>ProGuard Light Truck Cone - 7.5" to 9.0"</b></p>
 <p>Model # <b>3032133</b>      <i>24 Adapters &amp; Cones For Tire Changers</i>            Part # 83032133  <b>ProGuard Positioning Pin Extension / Anti Rotation Pin, Medium</b></p>	 <p>Model # <b>5607315</b>      <i>24 Adapters &amp; Cones For Tire Changers</i>            Part # 85607315  <b>SPACER-W/BSEPLTE, FOR USE ON PROGUARD LEVERLESS</b></p>
 <p>Model # <b>3032475</b>      <i>24 Adapters &amp; Cones For Tire Changers</i>            Part # 83032475  <b>ProGuard Light Truck Cone - Up to 5.86", double-sided</b></p>	 <p>Model # <b>5607397</b>      <i>24 Adapters &amp; Cones For Tire Changers</i>            Part # 85607397  <b>ProGuard Adjustable Pin Plate for Plastic Faced Wheels</b></p>
 <p>Model # <b>312</b>      <i>24 Adapters &amp; Cones For Tire Changers</i>            Part # 8000312  <b>Cone, Hold Down, 5" dia, Small - 4040SA, 4050</b></p>	 <p>Model # <b>89233410</b>      <i>24 Adapters &amp; Cones For Tire Changers</i>            Part # 889233410  <b>ProGuard Robo-Arm Foot Extension</b></p>
 <p>Model # <b>433</b>      <i>24 Adapters &amp; Cones For Tire Changers</i>            Part # 8000433  <b>Cone, Hold Down, Lg. - For 1010 through 40-40/40-50</b></p>	 <p>Model # <b>9208624</b>      <i>24 Adapters &amp; Cones For Tire Changers</i>            Part # 89208624  <b>Motorcycle Wheel Clamps for Model 9010 &amp; 9024, set of 4</b></p>
 <p>Model # <b>5000456</b>      <i>24 Adapters &amp; Cones For Tire Changers</i>            Part # 850004561  <b>ROLLER, PAX BEAD LOOSENING</b></p>	 <p>Model # <b>9231512</b>      <i>24 Adapters &amp; Cones For Tire Changers</i>            Part # 89231512  <b>Light Truck Cone Kit (4.8" - 7.5"), For Use on ProGuard Leverless, Includes Steel Base and Mounting Bracket</b></p>
 <p>Model # <b>5000758</b>      <i>24 Adapters &amp; Cones For Tire Changers</i>            Part # 85000758  <b>GRIP-MAX Laminated Clamps - Kit includes 4 clamps, 4 plungers, 1 extra set of grips. 6"-22" on 50X &amp; 70X, 9"-30" on APX</b></p>	 <p>Model # <b>9231513</b>      <i>24 Adapters &amp; Cones For Tire Changers</i>            Part # 89231513  <b>Light Truck Cone Kit (7.5" - 9"), For Use on ProGuard Leverless, Includes Steel Base and Mounting Bracket</b></p>
 <p>Model # <b>5600345</b>      <i>24 Adapters &amp; Cones For Tire Changers</i>            Part # 85600345  <b>GRIP MAX Laminated Clamp set, With Out Points, includes 4 clamps, 4 plungers, 1 extra set of grips. 6"-22" on 50X &amp; 70X, 9"-30" on APX</b></p>	 <p>Model # <b>9231514</b>      <i>24 Adapters &amp; Cones For Tire Changers</i>            Part # 89231514  <b>Centerless Wheel Mount, For Use on ProGuard Leverless</b></p>
 <p>Model # <b>5606361</b>      <i>24 Adapters &amp; Cones For Tire Changers</i>            Part # 85606361  <b>GRIP MAX Clamp Set, 16"-28", W/O PTS, 4/PK, Fits X model Rim Clamp Tire Changers (not for use on APX series)</b></p>	 <p>Model # <b>106568</b>      <i>25 Wheel Protecting Items: M/C, Car, Truck &amp; HD</i>            Part # 8106568  <b>Custom Wheel-er Protector Set</b></p>



## Tire Changer Accessory Matrix

Model Specification		Steel Mount Demount Head (Duckhead)	Plastic Inserts	Standard Plastic Mount Demount Head (Black)	High Spoke Plastic Mount Demount Head (Grey)	Wheel Lifts	Clamp Sock	Bead Loosener Shoe Sock	Bead Lift Tool Sock	Bead Lifting Tool	Lube Swab	Lube Bucket	Paste Lube Bracket & Brush					
5030 / 5035	50Xxx1/2 70Xxx1/2	Standard 81827881	Standard 8182961 (2), 8182963(12)	8183061 (1), 8184410 (25)	8184432 (1), 85000372 (25)	N/A	8183604	8183606	85000783	8181354	85000850 (Paste Lube)	8183710 (Paste Lube)	85009048					
5040 / 5045																		
5050A/E																		
5060A/E																		
5065A/E																		
5050AX / EX		Motorcycle 8183355	Motorcycle 8183373(2), 8183374(12)	8183061 (1), 8184410 (25)	8184432 (1), 85000372 (25)	85000440	8183604											
5060AX / EX																		
5065AX / EX																		
7050AX / EX		50Xxx3 70Xxx3	8183355	8183373(2), 8183374(12)	8183061 (1), 8184410 (25)	8184432 (1), 85000372 (25)	85000440							8183604				
7060AX / EX																		
7065AX / EX																		
9010	820142501	89209611	830084031	N/A	8184563	89209612	8183606	85000783	8181354	85000850 (Paste Lube)	8183710 (Paste Lube)	85009048						
9024																		
APX 80													81827881 (requires shaft reversal) *5	8182961 (2), 8182963(12)	830084031	N/A	85000440	8183604
APX 90																		
RC100													8183355	8183373(2), 8183374(12)	8183061 (1) 8184410 (25)	8184432 (1) 85000372 (25)	N/A	8183248 (1) 8184712 (4)
RC150																		
RC200																		

\*1 As Manufactured today; older versions of the same model may be different and require conversions to meet current specifications

\*2 Carrier Extensions, bolt in, move clamps out 2" total

\*3 8183550 increase clamping 4": 8185531 reversible either increase 4" or decrease 2"





















\*4 Carrier Extensions and clamp extensions required to be used in conjunction to reach maximum extension

\*5 The vertical shaft that the mount head attaches to must be turned 180 degrees for conversion to a steel head

\*7 External Clamping only. No teeth for intern MKT00036



## EQUIP., OPT., ACC., TOOLS

	<p>Model # <b>107423</b> <i>25 Wheel Protecting Items: M/C, Car, Truck &amp; HD</i>            Part # 8107423  <b>Combo Tool Protector Set - For Model 220</b></p>		<p>Model # <b>183373</b> <i>25 Wheel Protecting Items: M/C, Car, Truck &amp; HD</i>            Part # 8183373  <b>Motorcycle Duckhead Mount/Demount Head booties, 2pk.</b></p>
	<p>Model # <b>107424</b> <i>25 Wheel Protecting Items: M/C, Car, Truck &amp; HD</i>            Part # 8107424  <b>Clamp Pads - For Model 220 (36pcs.)</b></p>		<p>Model # <b>183374</b> <i>25 Wheel Protecting Items: M/C, Car, Truck &amp; HD</i>            Part # 8183374  <b>Motorcycle Duckhead Mount/Demount Head booties, 12pk.</b></p>
	<p>Model # <b>107790</b> <i>25 Wheel Protecting Items: M/C, Car, Truck &amp; HD</i>            Part # 8107790  <b>Boot - Protector Set - For Models 4040/4050</b></p>		<p>Model # <b>183604</b> <i>25 Wheel Protecting Items: M/C, Car, Truck &amp; HD</i>            Part # 8183604  <b>Quilted Clamp Sock Rim Clamp Tire Changer, 10pk. (except 9010/9024 &amp; Grip Max units)</b></p>
	<p>Model # <b>108397</b> <i>25 Wheel Protecting Items: M/C, Car, Truck &amp; HD</i>            Part # 8108397  <b>Protectors - Bulk Pack - Mount End of 000768 Combo Tool (500 PCs.)</b></p>		<p>Model # <b>183606</b> <i>25 Wheel Protecting Items: M/C, Car, Truck &amp; HD</i>            Part # 8183606  <b>Bead Loosener Shoe Sock, RC-TC, 2pk.</b></p>
	<p>Model # <b>108398</b> <i>25 Wheel Protecting Items: M/C, Car, Truck &amp; HD</i>            Part # 8108398  <b>Protectors - Bulk Pack - Demount End of 000768 Combo Tool (500 PCs.)</b></p>		<p>Model # <b>183945</b> <i>25 Wheel Protecting Items: M/C, Car, Truck &amp; HD</i>            Part # 8183945  <b>Nylon Head Combo Tool For HIT 6000</b></p>
	<p>Model # <b>108519</b> <i>25 Wheel Protecting Items: M/C, Car, Truck &amp; HD</i>            Part # 8108519  <b>Bootie Pack - Cycle Demount (25 PCs.)</b></p>		<p>Model # <b>183950</b> <i>25 Wheel Protecting Items: M/C, Car, Truck &amp; HD</i>            Part # 8183950  <b>Replacement Nylon Head, For No.8183945 Combo Tool</b></p>
	<p>Model # <b>108520</b> <i>25 Wheel Protecting Items: M/C, Car, Truck &amp; HD</i>            Part # 8108520  <b>Bootie Pack - (25 PCs.)</b></p>		<p>Model # <b>184410</b> <i>25 Wheel Protecting Items: M/C, Car, Truck &amp; HD</i>            Part # 8184410  <b>Plastic Duckhead Mount/Demount Heads, 25 pack (Mount/Demount Head 8183061)</b></p>
	<p>Model # <b>182961</b> <i>25 Wheel Protecting Items: M/C, Car, Truck &amp; HD</i>            Part # 8182961  <b>Plastic inserts for 182788 metal Duckhead Mount/Demount head. Quantity of 2.</b></p>		<p>Model # <b>184432</b> <i>25 Wheel Protecting Items: M/C, Car, Truck &amp; HD</i>            Part # 8184432  <b>High Spoke Duckhead Mount/Demount Head, Plastic</b></p>
	<p>Model # <b>182963</b> <i>25 Wheel Protecting Items: M/C, Car, Truck &amp; HD</i>            Part # 8182963  <b>Plastic inserts for 182788 metal Duckhead Mount/Demount head. Quantity of 12.</b></p>		<p>Model # <b>2008402</b> <i>25 Wheel Protecting Items: M/C, Car, Truck &amp; HD</i>            Part # 82008402  <b>Plastic Duckhead Mount/Demount Head &amp; Adapter Kit, 9010/9024 only</b></p>
	<p>Model # <b>183061</b> <i>25 Wheel Protecting Items: M/C, Car, Truck &amp; HD</i>            Part # 8183061  <b>Nylon Duckhead Mount/Demount Head for 5000, 6000 &amp; 7000 series rim clamp tire changers. Requires 182767 or 182812 taper end vertical shaft.</b></p>		<p>Model # <b>2014250</b> <i>25 Wheel Protecting Items: M/C, Car, Truck &amp; HD</i>            Part # 820142501  <b>DUCKHEAD-Mount/Demount Head, Steel, 9010/9024 PKG</b></p>

## EQUIP., OPT., ACC., TOOLS


 <p>Model # 30084031 Part # 830084031</p> <p><b>Plastic Duckhead Mount/Demount Head for APX/9010/9024.</b></p> <p><i>25 Wheel Protecting Items: M/C, Car, Truck &amp; HD</i></p>	 <p>Model # 9209612 Part # 89209612</p> <p><b>Clamp cover, for 9010/9024 wheel clamp, 6pk.</b></p> <p><i>25 Wheel Protecting Items: M/C, Car, Truck &amp; HD</i></p>
 <p>Model # 30136502 Part # 830136502</p> <p><b>Plastic Strip Insert for 9010/9024E Duckhead Mount/Demount Head, 2/PKG</b></p> <p><i>25 Wheel Protecting Items: M/C, Car, Truck &amp; HD</i></p>	 <p>Model # 9231515 Part # 89231515</p> <p><b>Duckhead Hook &amp; Tail Bootie Kit, (6 hook, 2 tail) for use on ProGuard Leverless w/ serial #'s up to GAE1104343; single screw attachment</b></p> <p><i>25 Wheel Protecting Items: M/C, Car, Truck &amp; HD</i></p>
 <p>Model # 5000269 Part # 85000269</p> <p><b>Plastic Duckhead Mount/Demount Head for APX/9024 - 2 Pack.</b></p> <p><i>25 Wheel Protecting Items: M/C, Car, Truck &amp; HD</i></p>	 <p>Model # 9231516 Part # 89231516</p> <p><b>Cone Bootie, For Use on ProGuard Leverless</b></p> <p><i>25 Wheel Protecting Items: M/C, Car, Truck &amp; HD</i></p>
 <p>Model # 5000372 Part # 85000372</p> <p><b>Plastic Gray High-Spoke Duckhead, 25 pack (Mount/Demount Head 8184432)</b></p> <p><i>25 Wheel Protecting Items: M/C, Car, Truck &amp; HD</i></p>	 <p>Model # 9231517 Part # 89231517</p> <p><b>Table Top Pad, For Use on ProGuard Leverless</b></p> <p><i>25 Wheel Protecting Items: M/C, Car, Truck &amp; HD</i></p>
 <p>Model # 500059408 Part # 8500059408</p> <p><b>Grip-Max Laminated Clamp replacement grips. Kit of 8 grips for rebuilding set of 4 Grip-Max Clamps. For use on 85000758, 85600345 &amp; 85606361.</b></p> <p><i>25 Wheel Protecting Items: M/C, Car, Truck &amp; HD</i></p>	 <p>Model # 9231518 Part # 89231518</p> <p><b>Positioning Pin Bootie, For Use on ProGuard Leverless</b></p> <p><i>25 Wheel Protecting Items: M/C, Car, Truck &amp; HD</i></p>
 <p>Model # 500059440 Part # 8500059440</p> <p><b>Grip-Max Laminated Clamp replacement grips. Kit of 40 grips for rebuilding Grip-Max Clamps. 2 grips used per clamp. For use on 85000758, 85600345 &amp;</b></p> <p><i>25 Wheel Protecting Items: M/C, Car, Truck &amp; HD</i></p>	 <p>Model # 9233409 Part # 89233409</p> <p><b>Duckhead Hook &amp; Tail Bootie Kit, (6 hook, 2 tail) for use on Leverless Bead Lifter on 70X, APX or 9024 Tire Changers or with ProGuard Leverless w/ serial #</b></p> <p><i>25 Wheel Protecting Items: M/C, Car, Truck &amp; HD</i></p>
 <p>Model # 5000768 Part # 85000768</p> <p><b>Grip-Max Laminated Clamp rebuild kit (for 4 clamps). Includes 8 grips, 8 covers, 4 sets of assembly hardware. For use on 85000758.</b></p> <p><i>25 Wheel Protecting Items: M/C, Car, Truck &amp; HD</i></p>	 <p>Model # 106637 Part # 8106637</p> <p><b>Bead Loosener, Custom Wheel-er - For Models 1010A, 2020, 2020A, 3030A, 3040A</b></p> <p><i>26 Looseners &amp; Spreaders</i></p>
 <p>Model # 5000783 Part # 85000783</p> <p><b>BOOTIE-TOOL, LIFT, BD, W/DTNT, 10/PKG</b></p> <p><i>25 Wheel Protecting Items: M/C, Car, Truck &amp; HD</i></p>	 <p>Model # 108028 Part # 8108028</p> <p><b>Tire Spreader - Adjustable - For Models 4040/4050 &amp; Rim Clamps - use with 8181329 for compatible Rim Clamps</b></p> <p><i>26 Looseners &amp; Spreaders</i></p>
 <p>Model # 5600314 Part # 85600314</p> <p><b>Rebuild Kit, Grip-Max, No Teeth, External Clamping only, For use on 85600345 &amp; 85606361.</b></p> <p><i>25 Wheel Protecting Items: M/C, Car, Truck &amp; HD</i></p>	 <p>Model # 108360 Part # 8108360</p> <p><b>Bead Loosener - ATV - For Model 220</b></p> <p><i>26 Looseners &amp; Spreaders</i></p>
 <p>Model # 9209611 Part # 89209611</p> <p><b>Duckhead Bootie, for 9010/9024 Duckhead Mount/Demount Head, 6pk.</b></p> <p><i>25 Wheel Protecting Items: M/C, Car, Truck &amp; HD</i></p>	 <p>Model # 181329 Part # 8181329</p> <p><b>Adapter - Rim Clamp Tire Changer, Spreader - Used With #000347 or #108028 Tire Spreader (not compatible with 9024E and APX Series)</b></p> <p><i>26 Looseners &amp; Spreaders</i></p>

## EQUIP., OPT., ACC., TOOLS

	<p>Model # 347 <span style="float: right;">26 Looseners &amp; Spreaders</span>            Part # 8000347  <b>Tire Spreader, For Models 310, 510, 1010, 2020</b></p>		<p>Model # 5000850 <span style="float: right;">27 Tire Lube Supplies</span>            Part # 85000850  <b>BRUSH-PASTE LUBE</b></p>
	<p>Model # 1062591 <span style="float: right;">27 Tire Lube Supplies</span>            Part # 81062591  <b>Lube Bottle - For Rim Clamp Tire Changers</b></p>		<p>Model # 5009048 <span style="float: right;">27 Tire Lube Supplies</span>            Part # 85009048  <b>Tire Paste Lube Bucket Bracket &amp; Brush. For use on Coats 50 &amp; 70 series Rim-Clamp tire changers. Kit includes bracket, brush, mounting hardware.</b></p>
	<p>Model # 106572 <span style="float: right;">27 Tire Lube Supplies</span>            Part # 8106572  <b>Lube Bottle - For Models 4040,4040SA,4050</b></p>		<p>Model # 110842 <span style="float: right;">28 Misc. Tire Changer Acc.: M/C, Car, Truck &amp; HD</span>            Part # 7110842  <b>Ramp - For Models HIT 5000, 9000</b></p>
	<p>Model # 110057 <span style="float: right;">27 Tire Lube Supplies</span>            Part # 7110057  <b>LUBE-EZ ON,1GAL</b></p>		<p>Model # 110843 <span style="float: right;">28 Misc. Tire Changer Acc.: M/C, Car, Truck &amp; HD</span>            Part # 7110843  <b>Jaw Extension - Each - For Models HIT 5000, 9000</b></p>
	<p>Model # 120347 <span style="float: right;">27 Tire Lube Supplies</span>            Part # 8120347  <b>Lube Bottle - For Models HIT 5000, 6000 &amp; 9000</b></p>		<p>Model # 110853 <span style="float: right;">28 Misc. Tire Changer Acc.: M/C, Car, Truck &amp; HD</span>            Part # 7110853  <b>10x11.25" Bolt Circle Adapter for "Budd" Stud Piloted Wheels, For Use On HIT 5000/9000</b></p>
	<p>Model # 120366 <span style="float: right;">27 Tire Lube Supplies</span>            Part # 8120366  <b>Swab - For Models HIT 5000, 6000 &amp; 9000</b></p>		<p>Model # 181554 <span style="float: right;">28 Misc. Tire Changer Acc.: M/C, Car, Truck &amp; HD</span>            Part # 8181554  <b>Accessory Tray For Rim Clamps</b></p>
	<p>Model # 183710 <span style="float: right;">27 Tire Lube Supplies</span>            Part # 81837101  <b>Paste Tire Lube, Bucket, 3.5Kg / 7.7Lbs</b></p>		<p>Model # 183462 <span style="float: right;">28 Misc. Tire Changer Acc.: M/C, Car, Truck &amp; HD</span>            Part # 8183462  <b>Riser Plate for ATV Wheel, Bead Loosening, RC-100</b></p>
	<p>Model # 184040 <span style="float: right;">27 Tire Lube Supplies</span>            Part # 8184040  <b>Lube Bottle Kit for RC-100, Bracket, Bottle &amp; Swab</b></p>		<p>Model # 500918201 <span style="float: right;">28 Misc. Tire Changer Acc.: M/C, Car, Truck &amp; HD</span>            Part # 8500918201  <b>Large center hold adapter for Model 4300. Fits center hole applications from 6.60" to 6.79".</b></p>
	<p>Model # 491 <span style="float: right;">27 Tire Lube Supplies</span>            Part # 80004911  <b>Swab - For All Center Post And Rim Clamp Tire Changers</b></p>		<p>Model # 74002354 <span style="float: right;">28 Misc. Tire Changer Acc.: M/C, Car, Truck &amp; HD</span>            Part # 874002354  <b>Bead Pushing Lever</b></p>
	<p>Model # 500 <span style="float: right;">27 Tire Lube Supplies</span>            Part # 8000500  <b>Lube Bottle and Bracket - For Models 310, 510, 1010, 2020</b></p>	<p>No Picture Available</p>	<p>Model # 74003269 <span style="float: right;">28 Misc. Tire Changer Acc.: M/C, Car, Truck &amp; HD</span>            Part # 874003269  <b>CLAMP-SKDDR</b></p>























## EQUIP., OPT., ACC., TOOLS


















 <p>Model # 74004461 Part # 874004461 Long Tire Lever, HD, 38"</p>	 <p>Model # 74021053 Part # 874021053 Wing nut 46x6, for use on model 4300</p>
 <p>Model # 74007557 Part # 874007557 TOOL-MNT/DMNT,SKDDR, for 9500/9500R</p>	 <p>Model # 74021100 Part # 874021100 Adaptor 280mm (11.0"), for use on model 4300</p>
 <p>Model # 74007611 Part # 874007611 Earth Mover Clamp (O.T.R.)</p>	 <p>Model # 74021101 Part # 874021101 Backing Adapter 220-280mm (8.7-11.0"), for use on model 4300</p>
 <p>Model # 74008257 Part # 874008257 Set alloy rims (220mm) 9500/9500R</p>	 <p>Model # 74021247 Part # 874021247 Centering Cone with Backing Plate for 5.31" to 6.57" Center Holes (for Model 4300)</p>
 <p>Model # 74008264 Part # 874008264 Set alloy rims (280mm) 9500/9500R</p>	 <p>Model # 74021852 Part # 874021852 Clamp for Light Alloy Rims</p>
 <p>Model # 74009472 Part # 874009472 Mounting Clamp</p>	 <p>Model # 74022287 Part # 874022287 Tubeless roller, for use on 9500 &amp; 9500R</p>
 <p>Model # 74019161 Part # 874019161 Set of extensions 44"-56" for 9500 &amp; 9500R</p>	 <p>Model # 74023775 Part # 874023775 ADAPTER-202mm, for use on model 4300</p>
 <p>Model # 74020596 Part # 874020596 SPACER-NUT,WNG, for use on model 4300</p>	 <p>Model # 183292 Part # 8183292 COATS R.I.M. Safety Kit</p>
 <p>Model # 74020798 Part # 874020798 Star Flange Adapter d.220mm (8.7"), for use on model 4300</p>	 <p>Model # 830151191 Part # 830151191 TOOL-LFT,BD, for PAX Tires</p>
 <p>Model # 74020799 Part # 874020799 NUT-QUICK, for use on model 4300</p>	 <p>Model # 850004491 Part # 850004491 TOOL, BEAD FLIP, PAX</p>



## EQUIP., OPT., ACC., TOOLS

	<p>Model # <b>107156</b> <i>30 Tools For Tire Changers: Car, Truck &amp; HD</i>            Part # 8107156  <b>Combo Tool - For All Manual Tire Changers, 34.25" long.</b></p>		<p>Model # <b>120082</b> <i>30 Tools For Tire Changers: Car, Truck &amp; HD</i>            Part # 8120082  <b>Combo Tee - For Model 6000</b></p>
	<p>Model # <b>109342</b> <i>30 Tools For Tire Changers: Car, Truck &amp; HD</i>            Part # 7109342  <b>Tire Iron - Tubeless, 37" Long - For Models 5000, 9000</b></p>		<p>Model # <b>120092</b> <i>30 Tools For Tire Changers: Car, Truck &amp; HD</i>            Part # 8120092  <b>Combo Tool Assembly - For Model 6000</b></p>
	<p>Model # <b>109343</b> <i>30 Tools For Tire Changers: Car, Truck &amp; HD</i>            Part # 7109343  <b>Tool - Lock Ring 24" - For Models 5000, 9000</b></p>		<p>Model # <b>120334</b> <i>30 Tools For Tire Changers: Car, Truck &amp; HD</i>            Part # 8120334  <b>Bead Lift Tool Assembly - For Models 5000,6000,9000, ~57" Long</b></p>
	<p>Model # <b>109344</b> <i>30 Tools For Tire Changers: Car, Truck &amp; HD</i>            Part # 7109344  <b>Tool - Drop Center - 18" - For Models 5000, 9000</b></p>		<p>Model # <b>120564</b> <i>30 Tools For Tire Changers: Car, Truck &amp; HD</i>            Part # 8120564  <b>Combo Tool - Duplex - For Model 6000</b></p>
	<p>Model # <b>109345</b> <i>30 Tools For Tire Changers: Car, Truck &amp; HD</i>            Part # 7109345  <b>Tool - Bead Starting - For Models 5000, 9000</b></p>		<p>Model # <b>1813541</b> <i>30 Tools For Tire Changers: Car, Truck &amp; HD</i>            Part # 81813541  <b>Bead Lifting Tool - Rim Clamps, 19.5"</b></p>
	<p>Model # <b>109346</b> <i>30 Tools For Tire Changers: Car, Truck &amp; HD</i>            Part # 7109346  <b>Vise Grip - For Model 5000</b></p>		<p>Model # <b>184052</b> <i>30 Tools For Tire Changers: Car, Truck &amp; HD</i>            Part # 8184052  <b>Manual Bead Roller Kit, Fits Models: 5030 through 7065 Rim Clamp Tire Changers</b></p>
	<p>Model # <b>109764</b> <i>30 Tools For Tire Changers: Car, Truck &amp; HD</i>            Part # 7109764  <b>Offset Disc &amp; Tool Holder - For Model 5000 Built before 1-1-93</b></p>		<p>Model # <b>184329</b> <i>30 Tools For Tire Changers: Car, Truck &amp; HD</i>            Part # 8184329  <b>Valve Core Wrench. Duplex, Truck &amp; Pass. Car, w/ Pocket Clip</b></p>
	<p>Model # <b>110849</b> <i>30 Tools For Tire Changers: Car, Truck &amp; HD</i>            Part # 7110849  <b>Combo Tee - For Models 5000, 9000 Built after 1-1-93</b></p>		<p>Model # <b>435685</b> <i>30 Tools For Tire Changers: Car, Truck &amp; HD</i>            Part # 84356851  <b>Tool - Drop Center</b></p>
	<p>Model # <b>110851</b> <i>30 Tools For Tire Changers: Car, Truck &amp; HD</i>            Part # 7110851  <b>Combo Tee - Tractor Tires - For Models 5000, 9000 Built after 1-1-93</b></p>		<p>Model # <b>5607324</b> <i>30 Tools For Tire Changers: Car, Truck &amp; HD</i>            Part # 85607324  <b>TOOL-MNT/DMNT,41"</b></p>
	<p>Model # <b>110852</b> <i>30 Tools For Tire Changers: Car, Truck &amp; HD</i>            Part # 7110852  <b>Offset Disc &amp; Tool Holder - For Models 5000, 9000 Built after 1-1-93</b></p>		<p>Model # <b>768</b> <i>30 Tools For Tire Changers: Car, Truck &amp; HD</i>            Part # 8000768  <b>Combo Tool - For Models 4040/4050</b></p>

## EQUIP., OPT., ACC., TOOLS

 <p>Model # <b>5000675</b> <i>32 Inflation Equipment</i> Part # <b>85000675</b> <b>Autoflate Bracket - for mounting Autoflate on APX 90 Robo-arm tower</b></p>	 <p>Model # <b>9214978</b> <i>CHD Tire Changer Accessories</i> Part # <b>89214978</b> <b>Adapter for fitting tubeless roller on 9551 for CHD</b></p>
 <p>Model # <b>5009184</b> <i>32 Inflation Equipment</i> Part # <b>85009184</b> <b>Autoflate Digital Tire Inflator</b></p>	 <p>Model # <b>9229234</b> <i>CHD Tire Changer Accessories</i> Part # <b>89229234</b> <b>Wireless Radio Remote Control Set for CHD-9551</b></p>
 <p>Model # <b>5009939</b> <i>32 Inflation Equipment</i> Part # <b>85009939</b> <b>Air-Check Digital Tire Inflator</b></p>	 <p>Model # <b>9299269</b> <i>CHD Tire Changer Accessories</i> Part # <b>89299269</b> <b>Bead lifting guide bar for agricultural tires for CHD.</b></p>
 <p>Model # <b>5606545</b> <i>32 Inflation Equipment</i> Part # <b>85606545</b> <b>Auxiliary Bead Sealer, for Rim Clamp Tire Changers, Taps off the Tire Changer surge tank, pkg.</b></p>	 <p>Model # <b>9299270</b> <i>CHD Tire Changer Accessories</i> Part # <b>89299270</b> <b>Set of 4 clamping extensions, 47" - 56" for CHD9041-9551.</b></p>
 <p>Model # <b>5606739</b> <i>32 Inflation Equipment</i> Part # <b>85606739</b> <b>Auxiliary Bead Sealer for the ProGuard Leverless Tire Changer, includes Bead Sealer hose and surge tank, pkg.</b></p>	 <p>Model # <b>9299271</b> <i>CHD Tire Changer Accessories</i> Part # <b>89299271</b> <b>Single G-clamp (for alloy wheels) for CHD.</b></p>
<p>No Picture Available</p> <p>Model # <b>5607124</b> <i>32 Inflation Equipment</i> Part # <b>85607124</b> <b>Air Check Mounting Bracket</b></p>	 <p>Model # <b>9299272</b> <i>CHD Tire Changer Accessories</i> Part # <b>89299272</b> <b>Set of 4 clamp protectors for alloy wheels for CHD.</b></p>
 <p>Model # <b>2019650</b> <i>CHD Tire Changer Accessories</i> Part # <b>82019650</b> <b>G Clamp, Single, for steel wheels, CHD</b></p>	 <p>Model # <b>9299273</b> <i>CHD Tire Changer Accessories</i> Part # <b>89299273</b> <b>Pair of G-clamps for bead loosening on tube tires with rim ring for CHD. Holds ring with rim.</b></p>
 <p>Model # <b>3001061</b> <i>CHD Tire Changer Accessories</i> Part # <b>83001061</b> <b>Small Tire Bar for CHD, 19.5" long.</b></p>	 <p>Model # <b>9299274</b> <i>CHD Tire Changer Accessories</i> Part # <b>89299274</b> <b>Alloy Tubeless Roller (9551 requires 89214978) for CHD.</b></p>
 <p>Model # <b>6601002</b> <i>CHD Tire Changer Accessories</i> Part # <b>86601002</b> <b>Large Tire Bar for CHD</b></p>	
 <p>Model # <b>9209552</b> <i>CHD Tire Changer Accessories</i> Part # <b>89209552</b> <b>Small Double Tool for CHD 4730.</b></p>	

## SUPPORT THAT BUILDS YOUR PRODUCTIVITY



### A NATIONWIDE SERVICE NETWORK

Hennessy Industries has one of the industry's largest networks of service partners, all specially trained in the set up, maintenance, and service of our equipment. Authorized service technicians are dispatched promptly, helping ensure that you maintain maximum productivity.

### ACCESSORIES THAT PROVIDE SOLUTIONS AND EXPAND YOUR CAPABILITIES

We understand that sometimes you don't need a new machine—just the right accessory or adapter to get the job done. With over 900 different part numbers of accessories in our line, we know how to keep you productive—and how to expand your capabilities as you grow.

### ONLINE RESOURCES AVAILABLE 24/7

Visit our website, which covers every Coats and Ammco and BADA product we make.

You can get product information, download literature (including operation manuals), browse our complete accessory catalog.

To learn more, visit [www.ammcoats.com](http://www.ammcoats.com) or contact your local authorized Coats, Ammco and BADA distributor.

Specifications subject to change without notice. Units may not be exactly as pictured.

# **HENNESSY INDUSTRIES, INC.**

Part No. 940777  
Rev .5 6/11

Manufacturer of Ammco®, Coats® and BADA® Automobile Service Equipment, Tools and Accessories  
1601 J.P. Hennessy Drive, La Vergne, TN 37086-3565 800-688-6496 or 615-641-7533  
Hennessy Canada: 2430 Lucknow Drive, Unit 9, Mississauga, Ontario L5S 1V3 905-672-9440

[www.ammcoats.com](http://www.ammcoats.com)